LUNA ROAD
FROM NORTHWEST HIGHWAY TO ROYAL LANE
PID 1210

SCHEDULE C
Dallas Water Utilities
City Of Dallas, Texas

Contract No. : 20-505/506
February 2021

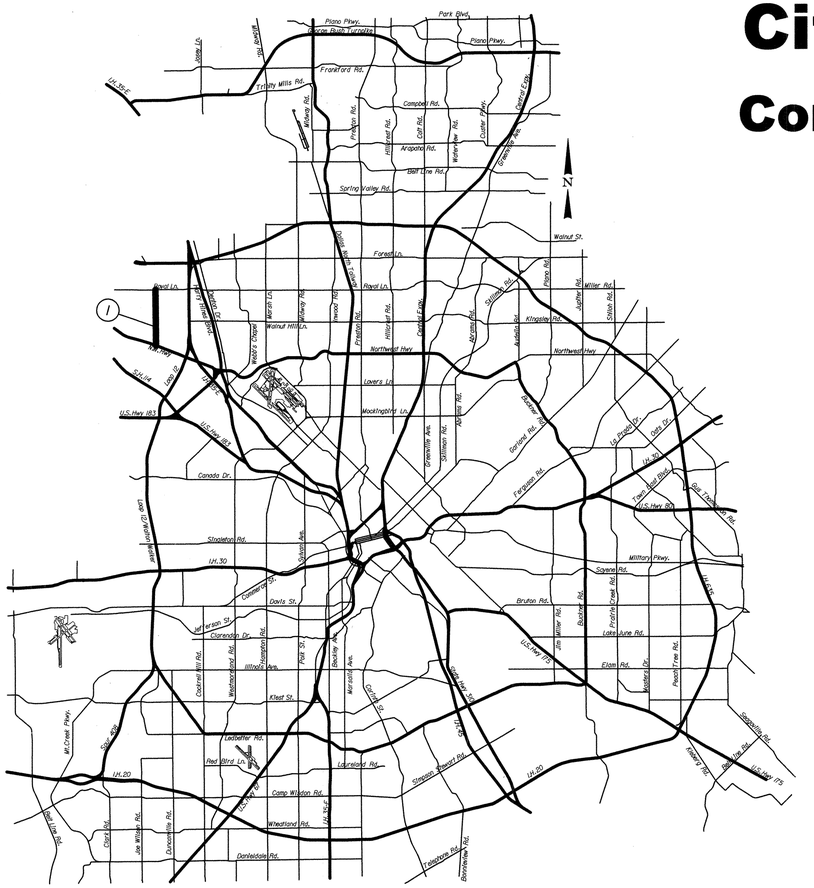

N.T.S.

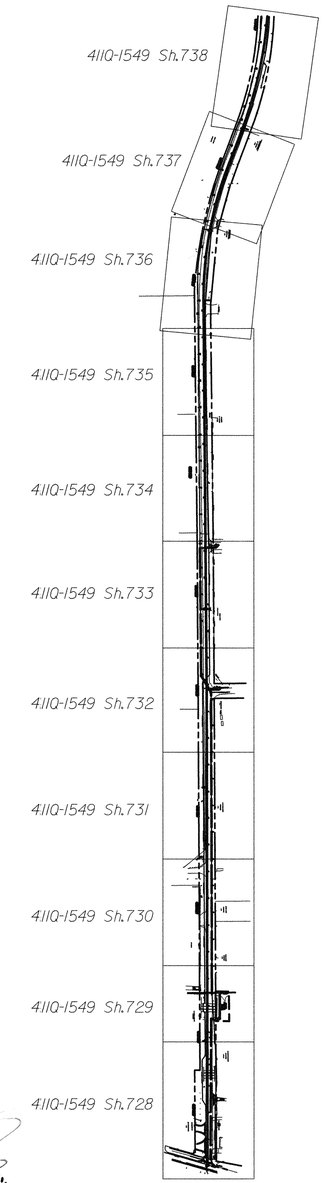

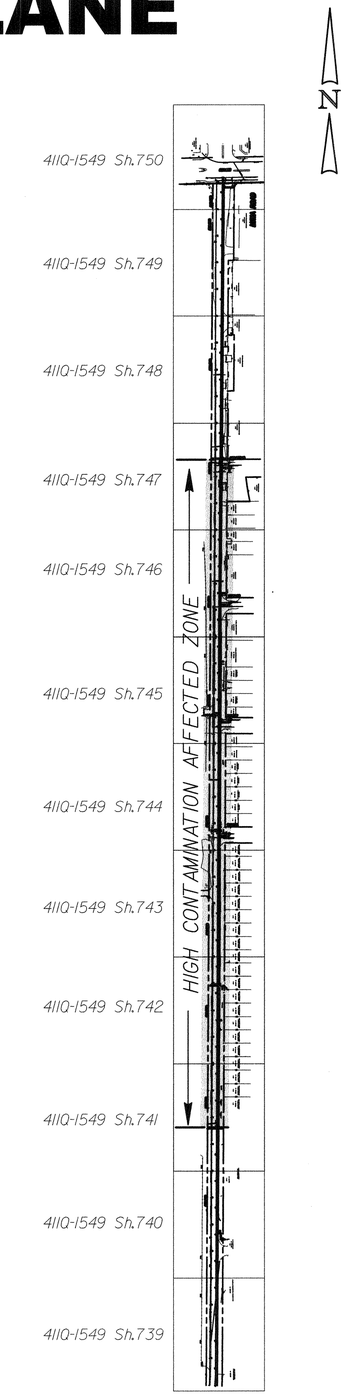

STATE OF TEXAS
THEODORE RAYMOND KERTA, JR.
103605
LICENSED
PROFESSIONAL ENGINEER
2/10/2021

411Q-1549 Sh.726

LEGENDS

GENERAL

- Benchmark
- Control Point
- Iron Pin Found
- Iron Pin Set
- Exist.ROW
- Prop.ROW
- ROW Centerline
- Alley ROW
- Exist.Easement
- Prop.Easement
- Corporation Line Marker
- Exist.Structure/Building
- Prop.Structure/Building
- Underground Structure/Building
- Bank/Slope Line
- Flow Line/Stream Line
- Bore Hole

TOPOGRAPHIC FEATURES

- Tree
- Brush, Shrub, Wood
- Swamp
- Mail Box
- Bollards
- Irrigation Control Valve
- Chain Link/Other Fence
- Wood Fence
- Wrought Iron Fence
- Brick Wall
- Concrete Wall
- Retaining Wall
- Parking Meter
- Traffic Sign
- Traffic Signal Pole
- Street Lamp
- Railroad,Each Track

PAVEMENT

- Exist.Gravel
- Exist.Asphalt
- Exist.Brick
- Exist.Concrete
- Prop.Pavement

STORM DRAINS

- Exist.Storm Drain
- Exist.Storm Manhole
- Exist.Storm Inlet
- Prop.Storm Drain
- Prop.Storm Manhole
- Prop.Storm Inlet

UTILITIES

- Exist.Gas Line
- Exist.Gas Manhole
- Exist.Underground Electric Line
- Exist.Overhead Electric Line
- Exist.Electric Pad Mounted Transformer
- Exist.Electric Power Pole
- Exist.Electric Pole Anchor
- Exist.Electric Utility Manhole
- Exist.Electric Vault
- Exist.Telephone Line
- Exist.Telephone Utility Manhole
- Exist.Telephone Pedestal
- Exist.Fiber Optic Line
- Exist.Fiber Optic Manhole
- Exist.Cable TV Line
- Exist.Cable TV Manhole

WATER MAINS & APPURTENANCES

- Exist.6" Water Main
- Exist.8" to 27" Water Main
- Exist.30" or Larger Water Main
- Prop.6" Water Main
- Prop.8" to 27" Water Main
- Prop.30" or Larger Water Main
- Future Water Main
- Exist.Water Meter
- Exist.Water Manhole
- Exist.Water Vault
- Exist.Fire Hydrant
- Prop.Water Manhole
- Prop.Water Vault
- Prop.Fire Hydrant
- Exist.11.25° Fitting
- Exist.22.5° Fitting
- Exist.45° Fitting
- Exist.90° Fitting
- Exist.Reducer
- Exist.Tee
- Exist.Tapping Sleeve
- Exist.Cross
- Exist.Plug
- Exist.Blind Flange
- Cut & Plug
- Prop.11.25° Fitting
- Prop.22.5° Fitting
- Prop.45° Fitting
- Prop.90° Fitting
- Prop.Reducer
- Prop.Tee
- Prop.Tapping Sleeve
- Prop.Plug
- Prop.Blind Flange
- Exist.Gate Valve
- Exist.High/Low Valve
- Exist.Check Valve
- Exist.Flush Point
- Exist.Air Valve
- Exist.Cathodic Test Station
- Prop.Gate Valve
- Prop.High/Low Valve
- Prop.Check Valve
- Prop.Flush Point
- Prop.Air Valve
- Prop.Cathodic Test Station

WASTEWATER MAINS & APPURTENANCES

- Exist.6" to 27" Wastewater Main
- Exist.30" or Larger Wastewater Main
- Prop.6" to 27" or Larger Wastewater Main
- Prop.30" or Larger Wastewater Main
- Exist.Wastewater Manhole
- Exist.Wastewater Access Device
- Exist.Wastewater Cleanout
- Prop.Wastewater Manhole
- Prop.Wastewater Access Device
- Prop.Wastewater Cleanout
- Remove & Replace Exist.Manhole

GENERAL NOTES

GENERAL

1. All work shall be done in accordance with the North Central Texas Council Of Governments (NCTCOG) Standard Specifications for Public Works Construction (Version 4) and City of Dallas Addendum (October,2011) to these specifications.
2. Reference to standard drawings shall mean those shown in the DWU Standard Drawings for Water & Wastewater Construction Edition 10 (October, 2012).
3. All items of work required to complete the work as shown or implied by the plans and as specified in the contract documents which are not listed as a pay item in the proposal shall be considered subsidiary.
4. The location,elevations and dimensions of existing utilities shown on the plans as obtained from The City of Dallas and utility company records,are considered approximate. The Engineer does not certify that all utilities are shown. The Contractor shall verify exact locations,sizes and depths of existing utilities before begining construction (including ordering pre-cast manholes and concrete pipe if applicable. NO SEPARATE PAY ITEM
5. The Contractor shall contact Texas Excavation Safety System (800-DIG-TESS; 800-344-8377) and relevant utility companies 48 hours prior to loading existing utilities and/or construction activities.
6. The Contractor shall preserve and protect all existing utilities at all times during construction. Any damage to utilities resulting from the Contractor's operation shall be restored at his expense.
7. The Contractor shall support telephone conduits,storm drains,water and wastewater mains when going under said utilities. NO SEPARATE PAY ITEM.
8. Power poles may have to be braced at the Contractor's expense.
9. No machinery,construction access or storage shall be allowed on park property beyond the limits of the temporary workspace as defined by the City of Dallas Inspector.

TRAFFIC CONTROL

1. The Contractor shall develop a traffic control plan in accordance with the City Of Dallas Traffic Barricade Manual, Latest Edition and the TXDOT Texas Manual On Uniform Traffic Control Devices (TMUTCD),Latest Version as necessary. NO SEPARATE PAY ITEM.
2. The Contractor shall submit the traffic control plan to the City of Dallas on-line Right of Way system for approval.
3. The diversion of pedestrians and vehicles during the progress of the work shall be in a manner satisfactory to the City of Dallas Inspector.
4. The Contractor shall coordinate all traffic variances with Traffic Safety Coordinators at 670-5896 or 683-5189, City Of Dallas Public Works & Transportation.
5. Two - way traffic shall be maintained at all times and flagmen should be used to maintain two-way traffic as necessay.
6. All barricades,warning signs and traffic control devices shall conform to the City Of Dallas standards. NO SEPARATE PAY ITEM.
7. When closing side streets,two working days notification is required for Fire,Police,Streets and Sanitation Departments. Please contact Gary Maxwell at 670-5896 or mobile 683-5189 to notify traffic restrictions.
8. Contractor shall maintain access to private driveways at all times during construction. NO SEPARATE PAY ITEM.
9. Vehicular ingress and egress (entrance and exit) to a business property shall be maintained at all time. If not,specific signs along with business name and direction arrow(s) shall be used for any temporary access locations. Additional signs may be necessary if there is a detour.NO SEPARATE PAY ITEM.

PAVEMENT REPLACEMENT

1. The Contractor shall all permit requests to the City of Dallas on-line Right of Way system for street cut permits.
2. Sawcut, remove and replace pavements,sidewalks,curbs and gutters shall conform tto City Of Dallas Public Works & Transportation, Pavement Cuts & Repair Standards Manual, Latest Edition.
3. All disturbed pavement markings including,but not limited to,striping,traffic buttons and crosswalks shall be restored to the same or improved condition as per City Of Dallas Specifications For Public Works Construction, Standard Construction Details and all addenda thereto. NO SEPARATE PAY ITEM..

TREES AND LANDSCAPING

1. Contractor shall not damage or remove any trees or landscaping unless otherwise authorized by the City of Dallas Inspector. Any trees or landscaping that are damaged or removed during the construction shall be replaced by the contractor at his expense.

EMBEDMENT DETAIL

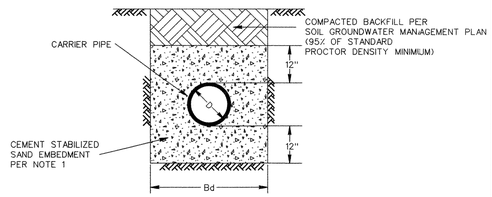

CLASS E-1 EMBEDMENT
CEMENT STABILIZED SAND EMBEDMENT

DIMENSIONS NOTES:
1. D = Inside Diameter Of Containment Pipe
2. Bd = Trench Width Per Standard Drawing 112

Note 1: Cement stabilized sand shall have a minimum of 12% cement per cubic yard of cement stabilized sand mixture, based on loose dry weight volume (at least 3 bags of cement per cubic yard of mixture).

WATER MAIN AND APPURTENANCES

1. All 6",8" and 12" water mains shall be PVC C900 (DR-14) water pipe,with Class "C" embedment,except as noted.
2. All water mains with no profiles shall have a minimum cover of four (4) feet below street grade in an improved street and five (5) feet of cover in an unimproved street or alley.
3. Compact fittings are not authorized for this project. All ductile iron pipe,fittings and fire hydrant bases shall be poly-wrapped.
4. All bends,tees fire hydrants and plugs are to be restrained type fittings and to be blocked with Class "B" Concrete as per DWU Standard Drawings #229-234,in addition to restrained joints.
5. If required by the City of Dallas Inspector,the Contractor shall install temporary water lines on both sides of the street until the new water main has been completed,tested,approved,and accepted by DWU. NO SEPARATE PAY ITEM.
6. If no temporary mains are required by the City of Dallas Inspector,then the existing water mains are to be in service with the fire hydrants until the new water main has been tested,approved and accepted by DWU. NO SEPARATE PAY ITEM.
7. The Contractor will ensure that fire hydrants are accessible to fire trucks at all times. NO SEPARATE PAY ITEM.
8. The Contractor shall sequence his construction such that no more than one fire hydrant is out of service at any given time.
9. All fire hydrants shall be installed as per DWU Standard Drawing #224. Existing fire hydrants on killed water lines are to be removed and delivered to DWU Distribution Division at 4120 Scottsdale Street Dallas,Texas if required by the City of Dallas Project Inspector,otherwise they become the property of the Contractor.
10. Contractor to coordinate actual location of fire hydrant with directly affected citizen(s) and with DWU Inspector at least 48 hrs.prior to placement of fire hydrant.NO SEPARATE PAY ITEM.
11. Backfill made on break repairs to existing water mains may have been made with crusted rock. This could present a cave-in danger to a new ditch;therefore,precautions should be taken by the Contractor. NO SEPARATE PAY ITEM.
12. Abandon all water valves on existing mains being killed as per DWU Standard Drawing #219. NO SEPARATE PAY ITEM.
13. The Contractor shall coordinate all water main tie-ins with the City of Dallas Inspector.
14. The Contractor shall verify the location and number of all existing active water services and construct new services up to the meter prior to killing existing main.
15. Water services greater than 30 feet shall be a minimum of one (1) inch in diameter.

WASTEWATER MAIN AND APPURTENANCES

1. The Contractor shall maintain existing wastewater flow at all times. NO SEPARATE PAY ITEM.
2. Abandon all manholes on abandoned wastewater mains.
3. The Contractor shall verify the location of all wasterwater laterals and construct new laterals from the wastewater main to the property line with cleanouts and reconnect to the existing laterals. Dye testing maybe required at no additional cost to the owner.
4. The backfill around manholes located in existing or new pavement shall be flowable backfill as per NCTCOG Specification Item 6.2(K)(G). NO SEPARATE PAY ITEM.

ENVIRONMENTAL - SOIL & GROUNDWATER MANAGEMENT

1. Contaminated soils and groundwater have been encountered along the entire length of this project.Highly contaminated soil and groundwater have been encounteresd between sta 53+00 and sta 78+00.
2. Special embedment and clay dams are required throughout this project.
3. The high contamination affected zone requires steel pipes and cathodic protection protection in addition to the special embedment
4. The Contractor shall refer to the Soil and Groundwater Management Plan (SGMP) for how to collect,restore,dispose and otherwise manage the contminated soils and groundwater encountered in the project. Contractor shall conform to the material management,disposal,and reporting requirements setforth in the SGMP included in the contract documents.
5. Groundwater must be tested for Molybdenum and Tetramethylammonium hydroxide (TMAH) prior to application of the PALS discharge permit.
6. Contractor must apply for a dishcarge permit from DWU-PALS for discharching any contaminated groundwater into the wastewater collection system.The discharge permit must be granted prior to start of construction.

CATHODIC PROTECTION

1. The Contractor shall install the cathodic protection system between sta 53+00 and sta 78+00 per the technical specifications included in the Contract Documents.

STATE OF TEXAS
THEODORE RAYMOND KEPRTA, JR.
103605
LICENSED
PROFESSIONAL ENGINEER
2/10/2021

DWU Engineering Services

CONTRACT NO.20-505/506			PID:1210		
12" WATER & 8" WASTEWATER					
LUNA ROAD					
NORTHWEST HWY & ROYAL LN					
DALLAS WATER UTILITIES					
CITY OF DALLAS,TEXAS					
DESIGN	DRAWN	DATE	FILE	NUMBER	SHEET
Shields Keprta Cham	Shields Keprta Cham	JAN 2021	411Q	1549	727

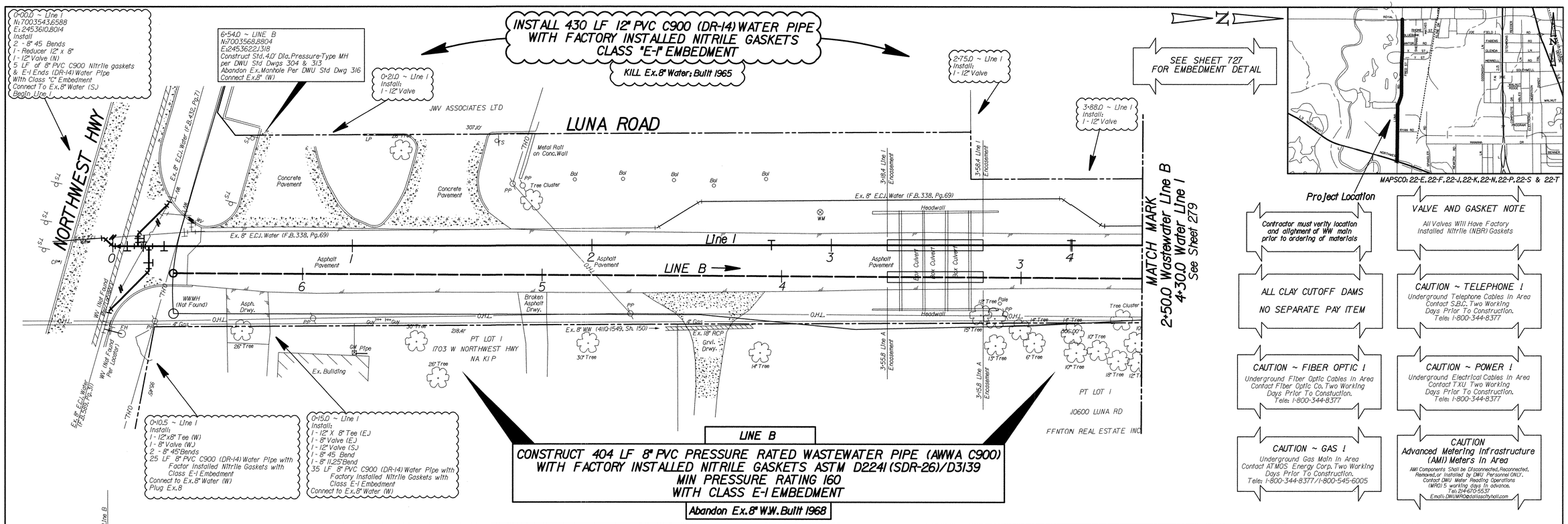

REVISIONS			
REV NO.	DATE	DESCRIPTION	BY
1			
2			

BENCHMARKS & CONTROL POINTS

Bench Mark
STD.WDBM on center of east concrete headwall
to a triple 9'X 5' concrete box culvert under Luna Road
and 315' north Highway #114.
Elev.- 423.26

STD.WDBM on north end of a 15'X24' concreter driveway culvert on the east
side of Luna Road and 0.7 miles north of Ryan Road.
Elev.- 425.27

Point	Northing	Easting	Elev.	Description
1	70035240.0920	2453616.8980	426.73	X CUT
2	70042057.993	2453599.4903	422.26	X CUT

Horizontal Scale: 1" = 20'
0' 20' 40'
Vertical Scale: 1" = 6'
0' 6' 12'

REFERENCES
WATER
22W-13, 22W-12
WASTEWATER
22S-13, 22S-12

STATE OF TEXAS
THEODORE RAYMOND KEPRTA, JR.
103605
LICENSED PROFESSIONAL ENGINEER
2/10/2021

DWU Engineering Services

CONTRACT NO. 20-505/506 | PID: 1210

12" WATER & 8" WASTEWATER
LUNA ROAD
NORTHWEST HWY & ROYAL LN
DALLAS WATER UTILITIES
CITY OF DALLAS, TEXAS

DESIGN	DRAWN	DATE	FILE	NUMBER	SHEET
Shields Keprta Cham	Shields Keprta Cham	JAN 2021	411Q	1549	728

INSTALL 317 LF 12" PVC C900 (DR-14) WATER PIPE WITH FACTORY INSTALLED NITRILE GASKETS CLASS "E-I" EMBEDMENT

KILL Ex.8" Water; Built 1965

5+50.0 ~ Line I
Install:
1 - Clay Cut-Off Dam
per DWU Std.Dwg.1119A

4+85.0 ~ Line I
Install:
1 - 12" x 6" Tee (W)
1 - 6" Valve (W)
13 LF of 6" PVC C900 (DR-14)
Water Pipe Class "E-I" Embedment
1 - FH As Per DWU Std.Dwg.# 224
Remove and Deliver FH

5+45.0 ~ Line I
Install:
1 - 12" Valve

Install: 2 - 12" x 45 V.Bends
5+57.2 ~ Line I (Dn)
5+65.8 ~ Line I (Up)

Install: 2 - 12" x 45 V.Bends
6+19.4 ~ Line I (Up)
6+29.3 ~ Line I (Dn)

6+35.0 ~ Line I
Install:
1 - Clay Cut-Off Dam
per DWU Std.Dwg.1119A

6+40.0 ~ Line I
Install:
1 - 12" Valve

LINE A
REHABILITATE
18" WASTEWATER MAIN
Built 1969

ALL CLAY CUTOFF DAMS
NO SEPARATE PAY ITEM

CAUTION ~ FIBER OPTIC !
Underground Fiber Optic Cables In Area
Contact Fiber Optic Co. Two Working
Days Prior To Constuction.
Tele: 1-800-344-8377

SEE SHEET 727
FOR EMBEDMENT DETAIL

VALVE AND GASKET NOTE
All Valves Will Have Factory
Installed Nitrile (NBR) Gaskets

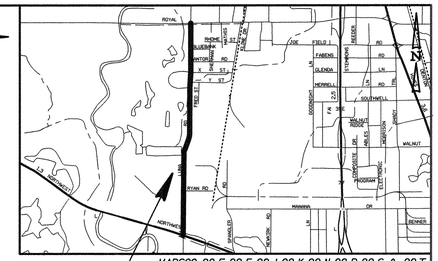

Project Location

10721 LUNA RD
WEIR BROS ,PARTNERS INC

LUNA ROAD

CROSSING

See Sheet 1
MATCH MARK
2+50.0 Wastewater Line B
4+30.0 Water Line I

MATCH MARK
1+00.0 Wastewater Line A
7+47.0 Water Line I
See Sheet 3

Line I

Line B

Line A

Asphalt Pavement

Box Culvert

Headwall

Ex. 8" E.C.I. Water (F.B. 3068 Pg.68)

Ex. 30" WW (4110-1548, Sh.89-B)

Ex. 18" V.C.T. WW (4110-1549, Sh. 150)

Ex. 27" WW (4110-1545, Sh.89-B)

DWU EASEMENT
RESERVATION
FROM TWM
INSTRUMENT #20200112001

Pl.1+29.2 Line B
∢ = 90°17' 14" LT
N: 7004093.6484
E: 2453624.7637
Construct Std.4.0' Dia.Pressure-Type MH
per DWU Std Dwgs 304 & 313
Abandon Ex.WWMH per DWU Std Dwg 316

Pl.0+97.3 LINE B
∢ = 90°00' 00" RT
N: 7004093.6248
E: 2453656.6398
Construct Std.4.0' Dia.Pressure-Type MH
per DWU Std Dwgs 304 & 313

0+00.0 ~ LINE A
- Ex.WWMH
N: 7004190.6025
E: 2453627.6484
Remove Ex.WWMH
Construct Std.5.0' Dia.Pressure-Type MH
per DWU Std Dwgs 304 & 313
Plug Ex.8" WW (S)
Begin CIPP

0+00.0 ~ LINE B
- Ex.27" Wastewater
N: 7004190.9199
E: 2453656.6672
Construct Std.5.0' Dia.Pressure-Type MH
per DWU Std Dwgs 304 & 313
End Line B

Contractor must verify location
and alignment of WW main
prior to ordering of materials

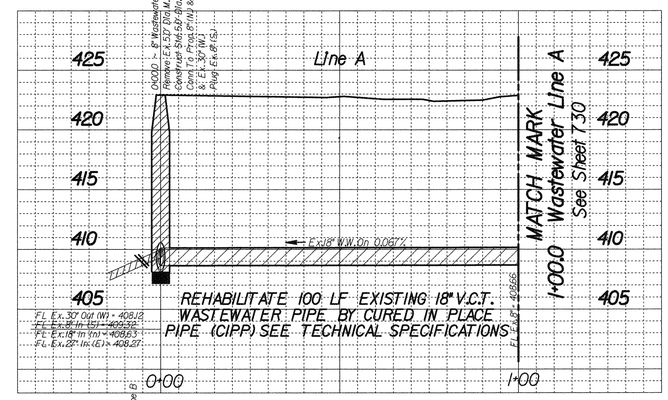

CONSTRUCT 250 LF 8" PVC PRESSURE RATED WASTEWATER PIPE
WITH FACTORY INSTALLED NITRILE GASKETS ASTM D2241 (SDR-26)/D3139
MIN PRESSURE RATING 160
WITH CLASS E-I EMBEDMENT

Abandon Ex.8" WW. Built 1968

CAUTION ~ FIBER OPTIC !
Underground Fiber Optic Cables In Area
Contact Fiber Optic Co. Two Working
Days Prior To Constuction.
Tele: 1-800-344-8377

CAUTION ~ POWER !
Underground Electrical Cables In Area
Contact TXU Two Working
Days Prior To Construction.
Tele: 1-800-344-8377

CAUTION ~ GAS !
Underground Gas Main In Area
Contact ATMOS Energy Corp. Two Working
Days Prior To Construction.
Tele: 1-800-344-8377 / 1-800-545-6005

CAUTION
Advanced Metering Infrastructure
(AMI) Meters In Area
AMI Components Shall be Disconnected, Reconnected,
Removed, or Installed by DWU Personnel ONLY.
Contact DWU Meter Reading Operations
(MRO) 5 working days in advance.
Tel: 214-670-5537
Email: DWUMRObsolisscity@all.com

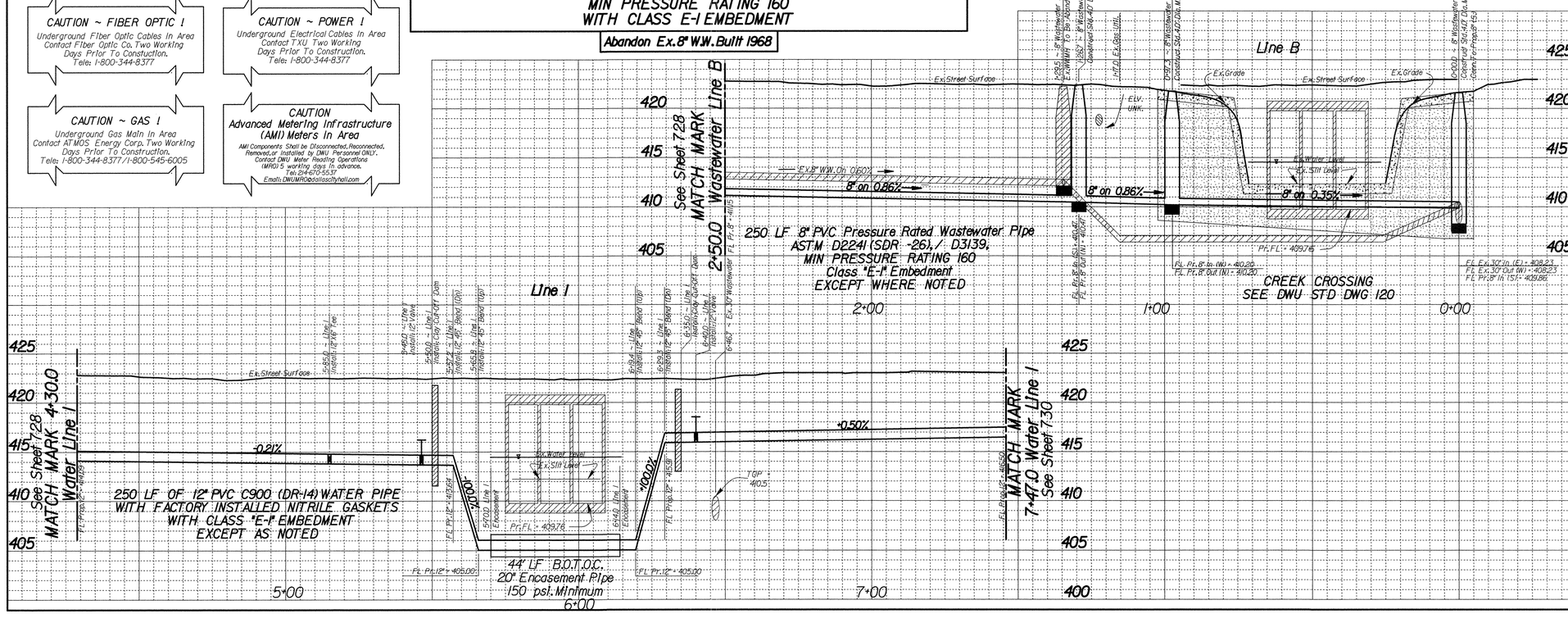

REVISIONS			
REV NO.	DATE	DESCRIPTION	BY
1			
2			

BENCHMARKS & CONTROL POINTS

Bench Mark
STD.WDBM on center of east concrete headwall
to a triple 9'X 5' concrete box culvert under Luna Road
and 315' north Highway #114.
Elev.= 423.26

STD.WDBM on north end of a 15'X24' concreter driveway culvert on the east
side of Luna Road and 0.7 miles north of Ryan Road.
Elev.= 425.27

Point	Northing	Easting	Elev.	Description
#2	7004205.7993	2453599.49	422.62	PK Nail
2	7008461.0800	2471702.7300	480.73	X CUT

Horizontal Scale: 1" = 20'
0' 20' 40'
Vertical Scale: 1" = 6'
0' 6' 12'

REFERENCES
WATER
22W-13
WASTEWATER
22S-13

STATE OF TEXAS
THEODORE RAYMOND KEPRTA, JR.
103605
LICENSED
PROFESSIONAL ENGINEER
2/10/2021

DWU Engineering Services

CONTRACT NO. 20-505/506 | PID: 1210

12" WATER & 8" & 18" WASTEWATER
LUNA ROAD
NORTHWEST HWY & ROYAL LN
DALLAS WATER UTILITIES
CITY OF DALLAS, TEXAS

DESIGN	DRAWN	DATE	FILE	NUMBER	SHEET
Shields Keprta Cham	Shields Keprta Cham	JAN 2021	411Q	1549	729

INSTALL 400 LF 12" PVC C900 (DR-14) WATER PIPE WITH FACTORY INSTALLED NITRILE GASKETS CLASS "E-1" EMBEDMENT

KILL Ex.8" Water; Built 1965

8+00.0 ~ Line I
Install:
1 - Clay Cut-Off Dam
per DWU Std.Dwg.119A

MATCH MARK
1+00.0 Wastewater Line A
7+47.0 Water Line I
See Sheet 2

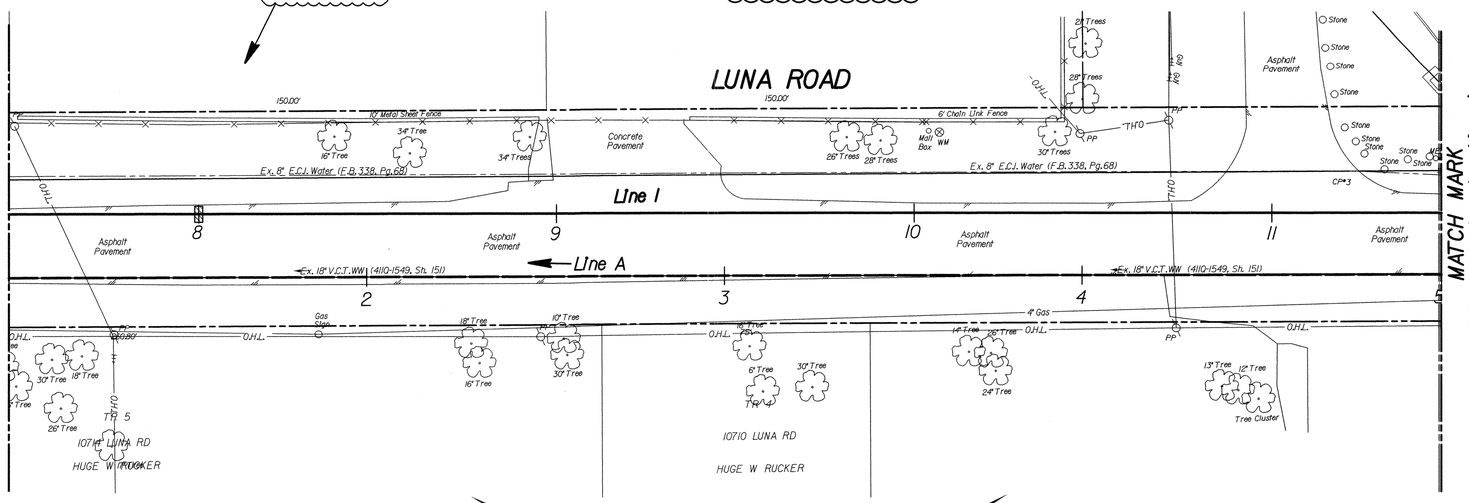

MATCH MARK
5+00.0 Wastewater Line A
11+47.0 Water Line I
See Sheet 4

LINE A
REHABILITATE 18" WASTEWATER MAIN
Built 1969

ALL CLAY CUTOFF DAMS
NO SEPARATE PAY ITEM

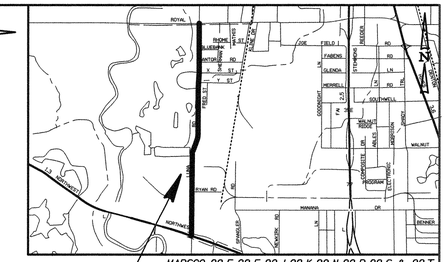

MAPSCO: 22-E, 22-F, 22-J, 22-K, 22-N, 22-P, 22-S & 22-T

Project Location

Contractor must verify location and alignment of WW main prior to ordering of materials

SEE SHEET 727
FOR EMBEDMENT DETAIL

VALVE AND GASKET NOTE
All Valves Will Have Factory Installed Nitrile (NBR) Gaskets

CAUTION ~ TELEPHONE !
Underground Telephone Cables In Area
Contact S.B.C. Two Working
Days Prior To Construction.
Tele: 1-800-344-8377

CAUTION ~ FIBER OPTIC !
Underground Fiber Optic Cables In Area
Contact Fiber Optic Co. Two Working
Days Prior To Constuction.
Tele: 1-800-344-8377

CAUTION ~ POWER !
Underground Electrical Cables In Area
Contact TXU Two Working
Days Prior To Construction.
Tele: 1-800-344-8377

CAUTION ~ GAS !
Underground Gas Main In Area
Contact ATMOS Energy Corp. Two Working
Days Prior To Construction.
Tele: 1-800-344-8377 / 1-800-545-6005

CAUTION
Advanced Metering Infrastructure (AMI) Meters In Area
AMI Components Shall be Disconnected, Reconnected, Removed, or Installed by DWU Personnel ONLY.
Contact DWU Meter Reading Operations (MRO) 5 working days in advance.
Tel: 214-670-5537
Email: DWUMRO@dallascityhall.com



REVISIONS			
REV NO.	DATE	DESCRIPTION	BY
1			
2			

BENCHMARKS & CONTROL POINTS

Bench Mark
STD.WDBM on center of east concrete headwall to a triple 9'X 5' concrete box culvert under Luna Road and 315' north Highway #114.
Elev.- 423.26

STD.WDBM on north end of a 15'X24' concreter driveway culvert on the east side of Luna Road and 0.7 miles north of Ryan Road.
Elev.- 425.27

Point	Northing	Easting	Elev.	Description
#2	7004205.7993	2453599.49	422.62	PK Nail
#3	7004666.2577	2453597.4482	425.57	PK Nail

Horizontal Scale: 1" = 20'
0' 20' 40'
Vertical Scale: 1" = 6'
0' 6' 12'

REFERENCES
WATER
43W-21, 43W-22, 44W-21 & 44W-22
WASTEWATER
BH-4, 43S-21 & 43S-22

STATE OF TEXAS
THEODORE RAYMOND KEPRTA, JR.
103605
LICENSED PROFESSIONAL ENGINEER
2/10/2021

DWU Engineering Services

CONTRACT NO. 20-505/506 | PID: 1210

12" WATER & 18" WASTEWATER

LUNA ROAD
NORTHWEST HWY & ROYAL LN
DALLAS WATER UTILITIES
CITY OF DALLAS, TEXAS

DESIGN	DRAWN	DATE	FILE	NUMBER	SHEET
Shields Keprta Cham	Shields Keprta Cham	JAN 2021	411Q	1549	730

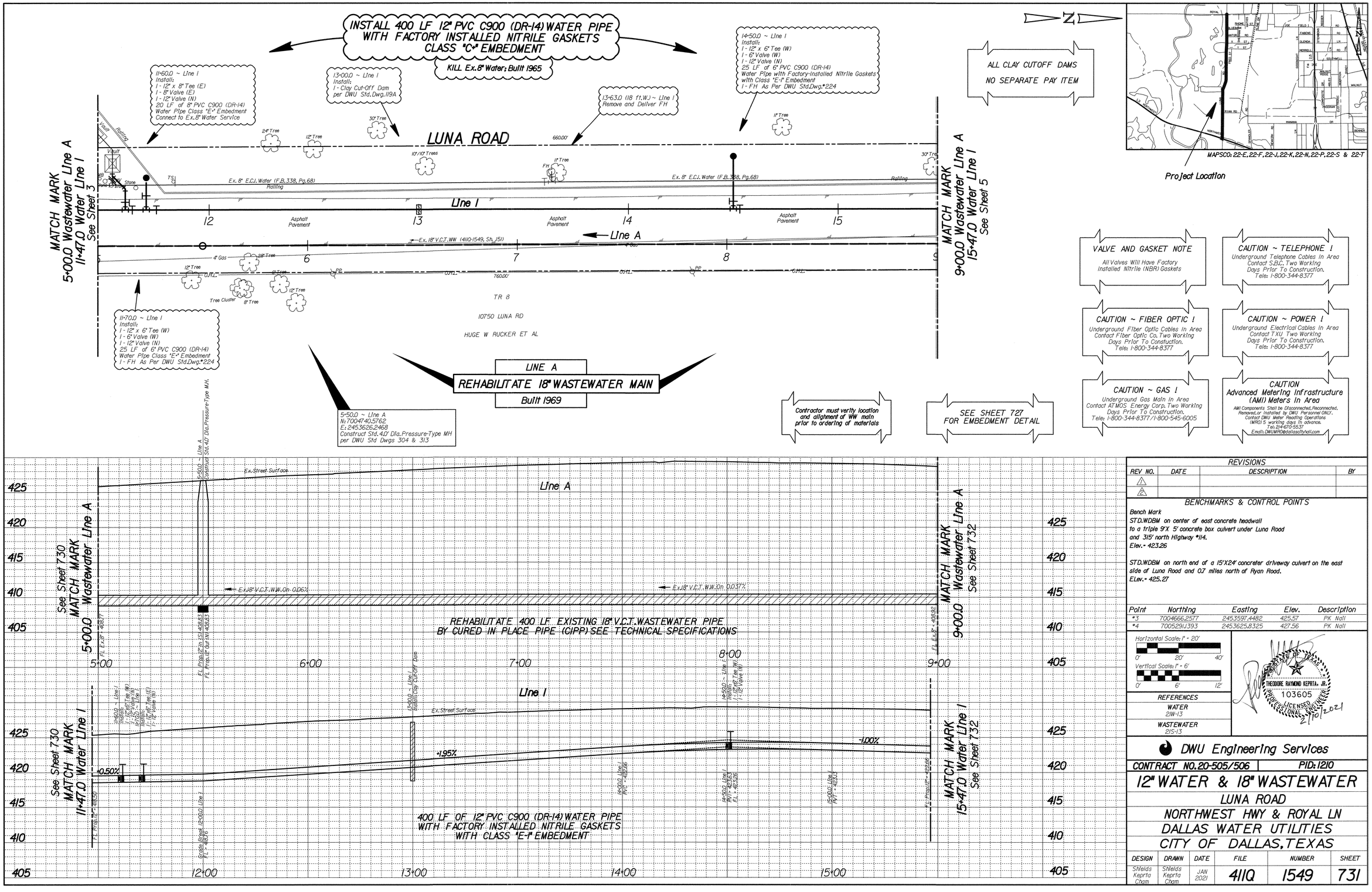

REVISIONS			
REV NO.	DATE	DESCRIPTION	BY
1			
2			

BENCHMARKS & CONTROL POINTS

Bench Mark
STD.WDBM on center of east concrete headwall
to a triple 9'X 5' concrete box culvert under Luna Road
and 315' north Hightway #114.
Elev.= 423.26

STD.WDBM on north end of a 15'X24' concreter driveway culvert on the east
side of Luna Road and 0.7 miles north of Ryan Road.
Elev.= 425.27

Point	Northing	Easting	Elev.	Description
#3	7004666.2577	2453597.4482	425.57	PK Nail
#4	7005291.1393	2453625.8325	427.56	PK Nail

Horizontal Scale: 1" = 20'
0' 20' 40'
Vertical Scale: 1" = 6'
0' 6' 12'

REFERENCES
WATER
2W-13
WASTEWATER
21S-13

THEODORE RAYMOND KEPRTA, JR.
103605
LICENSED PROFESSIONAL ENGINEER
2/10/2021

DWU Engineering Services

CONTRACT NO. 20-505/506 | PID: 1210

12" WATER & 18" WASTEWATER

LUNA ROAD
NORTHWEST HWY & ROYAL LN
DALLAS WATER UTILITIES
CITY OF DALLAS, TEXAS

DESIGN	DRAWN	DATE	FILE	NUMBER	SHEET
Shields Keprta Cham	Shields Keprta Cham	JAN 2021	411Q	1549	731

ALL CLAY CUTOFF DAMS
NO SEPARATE PAY ITEM

CAUTION ~ TELEPHONE !
Underground Telephone Cables In Area
Contact S.B.C. Two Working
Days Prior To Construction.
Tele: 1-800-344-8377

INSTALL 390 LF 12" PVC C900 (DR-14) WATER PIPE
WITH FACTORY INSTALLED NITRILE GASKETS
CLASS "E-1" EMBEDMENT

KILL Ex.8" Water; Built 1965

CAUTION ~ POWER !
Underground Electrical Cables In Area
Contact TXU Two Working
Days Prior To Construction.
Tele: 1-800-344-8377

CAUTION
Advanced Metering Infrastructure
(AMI) Meters In Area
AMI Components Shall be Disconnected, Reconnected,
Removed, or Installed by DWU Personnel ONLY.
Contact DWU Meter Reading Operations
(MRD) 5 working days in advance.
Tel: 214-670-5537
Email: DWUMROdallasdhyhall.com

CAUTION ~ FIBER OPTIC !
Underground Fiber Optic Cables In Area
Contact Fiber Optic Co. Two Working
Days Prior To Constuction.
Tele: 1-800-344-8377

VALVE AND GASKET NOTE
All Valves Will Have Factory
Installed Nitrile (NBR) Gaskets

11+23.2 ~ Line A
- Ex.WWHM
N:7005313.7373
E:2453624.5792
Remove Ex.WWMH
Construct Std.4.0' Dia.Pressure-Type MH
per DWU Std Dwgs 304 & 313
Plug Ex.8" WW (S)

18+00.0 ~ Line I
Install:
1 - Clay Cut-Off Dam
per DWU Std.Dwg.119A

11+95.1 ~ Line A
- Ex.WWHM
N:7005375.5421
E:2453587.6454
Remove Ex.WWMH
Construct Std.4.0' Dia.Pressure-Type MH
per DWU Std Dwgs 304 & 313

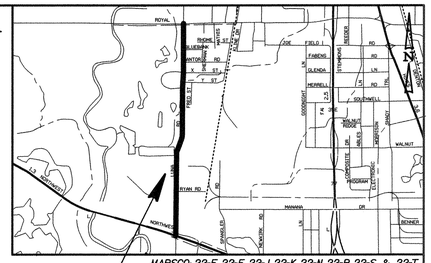

MAPSCO: 22-E,22-F,22-J,22-K,22-N,22-P,22-S & 22-T

Project Location

LUNA ROAD

MATCH MARK
9+00.0 Wastewater Line A
15+47.0 Water Line I
See Sheet 731

MATCH MARK
13+00.0 Wastewater Line A
19+37.0 Water Line I
See Sheet 733

Line A
Line I
Line I-A

Ex. 8" E.C.I. Water (F.B.338, Pg.68)
Ex. 15" V.C.T. WW (4110-1549, Sh.151-A)
Ex. 18" V.C.T. WW (4110-1549, Sh.151)
Asphalt Pavement
4" Gas
Ex. 18" WW (4110-1549, Sh.150)
Ex. 8" E.C.I. Water (F.B.338, Pg.41)
6' Chain Link Fence
Conc. Wall
Large Conc. Piece
RYAN ROAD

Contractor must verify location
and alignment of WW main
prior to ordering of materials

P.I.17+81.0 ~ Line I
- 0+00.0 Line I-A
<1 = 0° 22' 52" (Lt)
N: 6970096.1187
E: 2489337.3183
Install:
1 - 12"X12" Tee (E)
2 - 12" Valve (N&E)
Begin Line I-A

0+38.0 ~ Line I-A
Install:
1 - 12" x 6" Tee (N)
1 - 6" Valve (N)
1 - 12" Valve (E)
1 - Clay Cut-Off Dam
15 LF of 6" PVC with Factory-Installed Nitrile Gaskets
with Class E-1 Embedment
1 - FH As Per DWU Std.Dwg.#224
Remove and Deliver FH

0+45.0 Line I-A
Install:
1 - 12"X6" Tee (N)
1 - 6" Valve (N)
1 - Reducer 12" x 8"
14 LF Of 8" PVC with Factory-Installed Nitrile Gaskets
with Class "E-1" Embedment
Connect To Ex.Water (E)
Plug Ex.Water (W)
End Line I-A

LINE A
REHABILITATE 18" WASTEWATER MAIN
Built 1969

LINE A
REHABILITATE
15" WASTEWATER MAIN
Built 1969

CAUTION ~ GAS !
Underground Gas Main In Area
Contact ATMOS Energy Corp. Two Working
Days Prior To Construction.
Tele: 1-800-344-8377/1-800-545-6005

SEE SHEET 727
FOR EMBEDMENT DETAIL

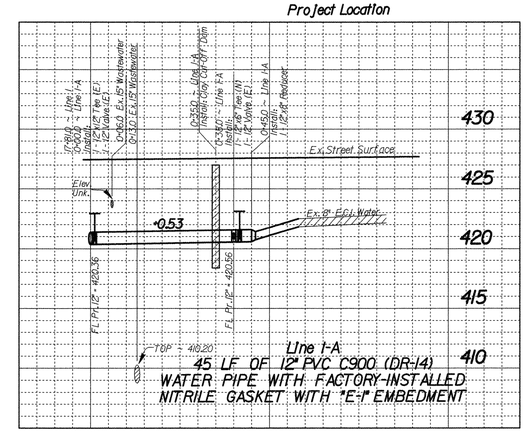

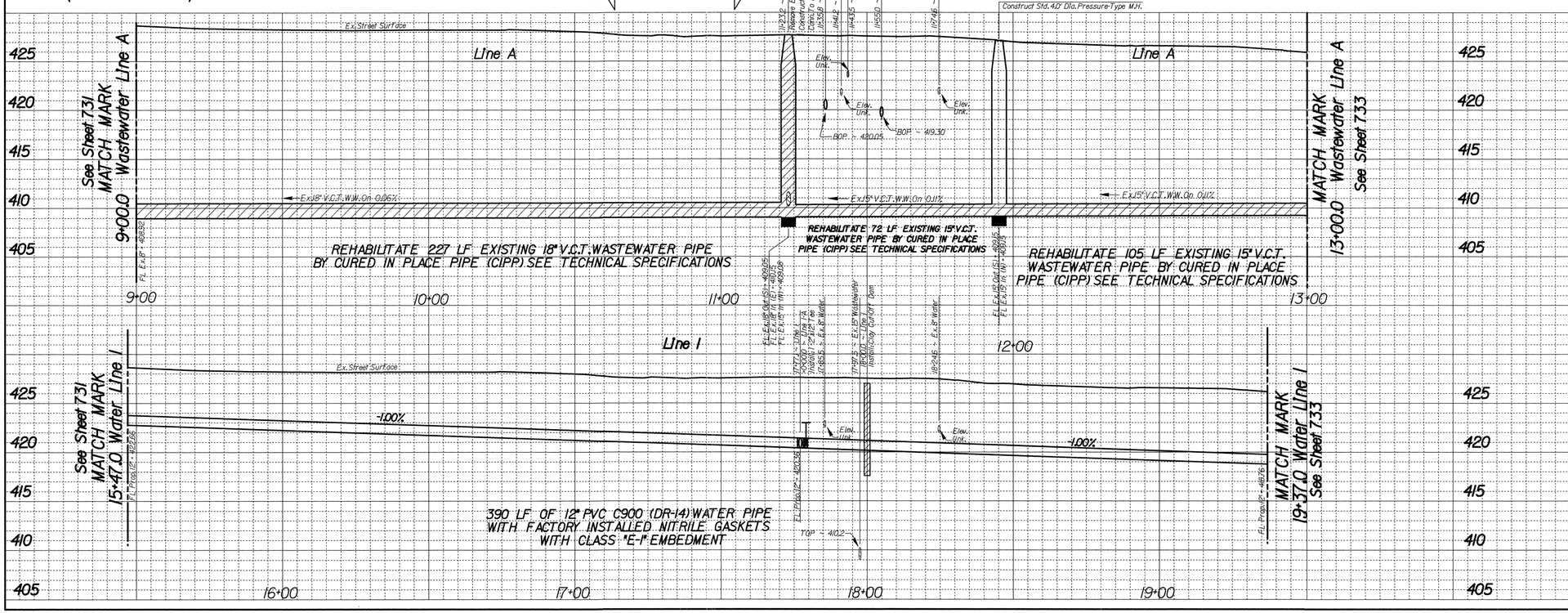

REVISIONS			
REV NO.	DATE	DESCRIPTION	BY
1			
2			

BENCHMARKS & CONTROL POINTS

Bench Mark
STD.WDBM on center of east concrete headwall
to a triple 9'X 5' concrete box culvert under Luna Road
and 315' north Highway #114.
Elev.- 423.26

STD.WDBM on north end of a 15'X24' concreter driveway culvert on the east
side of Luna Road and 0.7 miles north of Ryan Road.
Elev.- 425.27

Point	Northing	Easting	Elev.	Description
#4	7005291.1393	2453625.8325	427.56	PK Nail

Horizontal Scale: 1" = 20'
0' 20' 40'
Vertical Scale: 1" = 6'
0' 6' 12'

REFERENCES
WATER
2W-13
WASTEWATER
2S-13

STATE OF TEXAS
THEODORE RAYMOND KEPRTA, JR.
103605
LICENSED PROFESSIONAL ENGINEER
2/10/2021

DWU Engineering Services

CONTRACT NO. 20-505/506 | PID: 1210

12" WATER & 15" & 18" WASTEWATER
LUNA ROAD
NORTHWEST HWY & ROYAL LN
DALLAS WATER UTILITIES
CITY OF DALLAS, TEXAS

DESIGN	DRAWN	DATE	FILE	NUMBER	SHEET
Shields Keprta Cham	Shields Keprta Cham	JAN 2021	411Q	1549	732

INSTALL 400 LF 12" PVC C900 (DR-14) WATER PIPE WITH FACTORY-INSTALLED NITRILE GASKETS CLASS "E-1" EMBEDMENT

KILL Ex.8" Water; Built 1965

16+98.8 ~ Line A
+ Ex.WWHM
N:7005870.6861
E:2453583.4655
Remove Ex.WWMH
Construct Std.4.0' Dia.Pressure-Type MH per DWU Std Dwgs 304 & 313
End CIPP

Contractor Should Locate Ex.WWMH Prior Acquiring Materials Or Starting Work

23+00.0 ~ Line 1
Install:
1 - Clay Cut-Off Dam per DWU Std.Dwg.119A

SEE SHEET 727 FOR EMBEDMENT DETAIL

Project Location

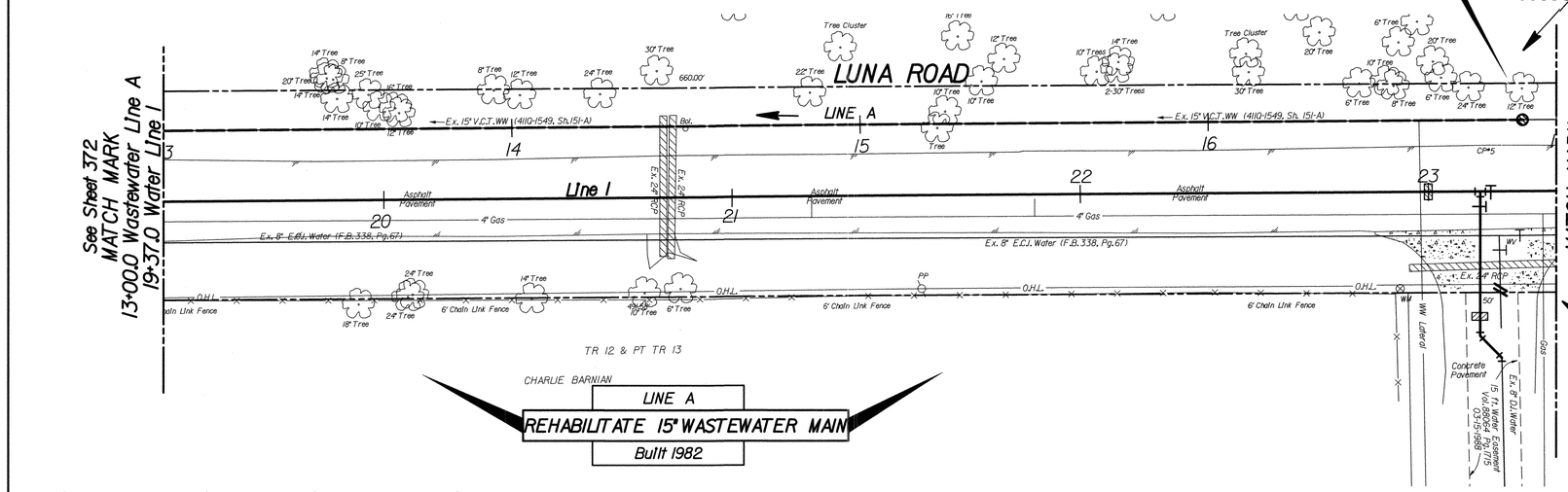

LINE A

REHABILITATE 15" WASTEWATER MAIN

Built 1982

ALL CLAY CUTOFF DAMS NO SEPARATE PAY ITEM

CAUTION
Advanced Metering Infrastructure (AMI) Meters In Area
AMI Components Shall be Disconnected, Reconnected, Removed, or Installed by DWU Personnel ONLY. Contact DWU Meter Reading Operations (MRO) 5 working days in advance.
Tel: 214-670-5537
Email: DWUMRO@dallascityhall.com

23+15.0 ~ Line 1-A
N:7005855.5678
E:2453604.0779
Install:
1 - 12" X 8" Tee
1 - 12" Valve (N)
1 - 8" Valve (E)
1 - Reducer 12" x 8"
2 - 8" 45° Bends
53 LF Of 8" PVC C900 (DR-14) Water Pipe With Factory Installed Nitrile Gaskets Class "E-1" Embedment
1 - Clay Cut-Off Dam
Connect To Ex.Water (E)
Plug Ex.Water (W)

CAUTION ~ FIBER OPTIC !
Underground Fiber Optic Cables In Area
Contact Fiber Optic Co. Two Working Days Prior To Constuction.
Tele: 1-800-344-8377

CAUTION ~ GAS !
Underground Gas Main In Area
Contact ATMOS Energy Corp. Two Working Days Prior To Construction.
Tele: 1-800-344-8377/1-800-545-6005

CAUTION ~ TELEPHONE !
Underground Telephone Cables In Area
Contact S.B.C. Two Working Days Prior To Construction.
Tele: 1-800-344-8377

CAUTION ~ POWER !
Underground Electrical Cables In Area
Contact TXU Two Working Days Prior To Construction.
Tele: 1-800-344-8377

VALVE AND GASKET NOTE
All Valves Will Have Factory Installed Nitrile (NBR) Gaskets

Contractor must verify location and alignment of WW main prior to ordering of materials

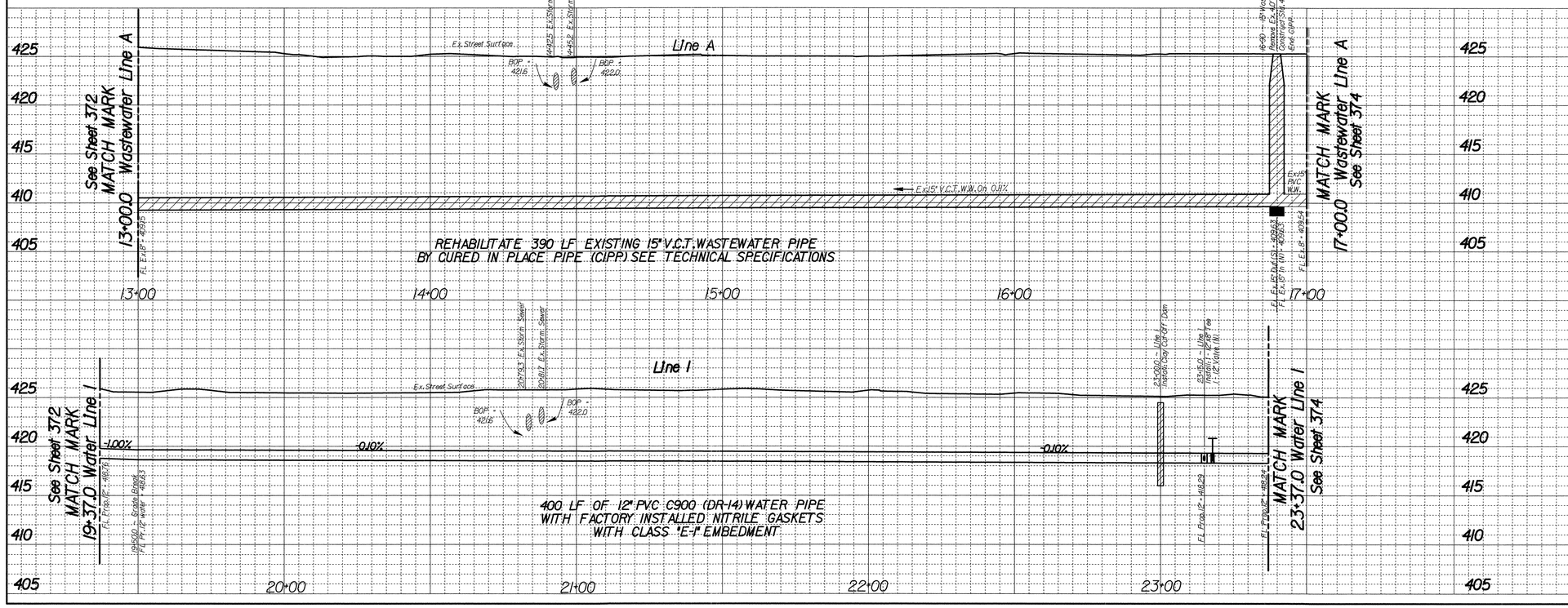

REVISIONS

REV NO.	DATE	DESCRIPTION	BY
1			
2			

BENCHMARKS & CONTROL POINTS

Bench Mark
STD.WDBM on center of east concrete headwall to a triple 9'X 5' concrete box culvert under Luna Road and 315' north Highway #114.
Elev.- 423.26

STD.WDBM on north end of a 15'X24' concreter driveway culvert on the east side of Luna Road and 0.7 miles north of Ryan Road.
Elev.- 425.27

	Northing	Easting	Elev.	Description
#5	7005864.0375	2453591.1555	425.66	PK Nail

Horizontal Scale: 1" = 20'
0' 20' 40'
Vertical Scale: 1" = 6'
0' 6' 12'

REFERENCES
WATER
21W-13
WASTEWATER
21S-13

THEODORE RAYMOND KEPRTA, JR. 103605 LICENSED PROFESSIONAL ENGINEER TEXAS
2/10/2021

DWU Engineering Services

CONTRACT NO. 20-505/506 | PID: 1210

12" WATER & 15" WASTEWATER
LUNA ROAD
NORTHWEST HWY & ROYAL LN
DALLAS WATER UTILITIES
CITY OF DALLAS, TEXAS

DESIGN	DRAWN	DATE	FILE	NUMBER	SHEET
Shields Keprta Cham	Shields Keprta Cham	JAN 2021	411Q	1549	733

ALL CLAY CUTOFF DAMS
NO SEPARATE PAY ITEM

INSTALL 400 LF 12" PVC C900 (DR-14) WATER PIPE WITH FACTORY INSTALLED NITRILE GASKETS CLASS "E-1" EMBEDMENT

KILL Ex.8" Water; Built 1965

SEE SHEET 727 FOR EMBEDMENT DETAIL

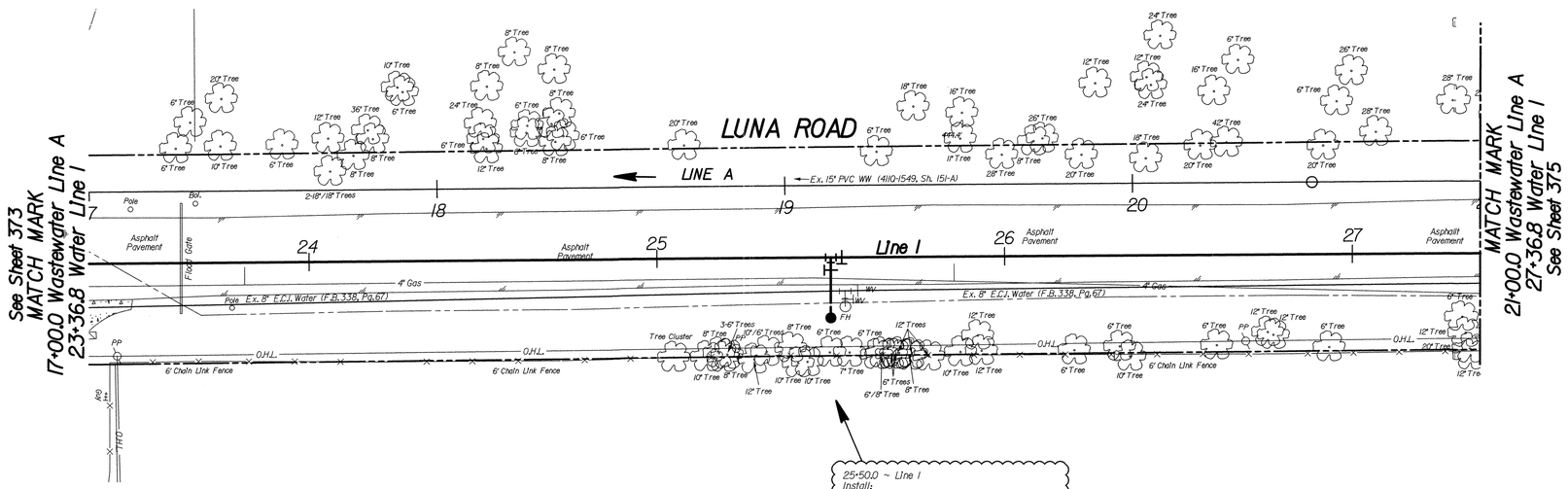

25+50.0 ~ Line I
Install:
1 - 12" x 6" Tee (E)
1 - 6" Valve (E)
1 - 12" Valve (N)
12 LF of 6" PVC C900 (DR-14) Water Pipe With Factory-Installed Nitrile Gaskets with Class "E-1" Embedment
1 - FH As Per DWU Std.Dwg.#224
Remove and Deliver FH

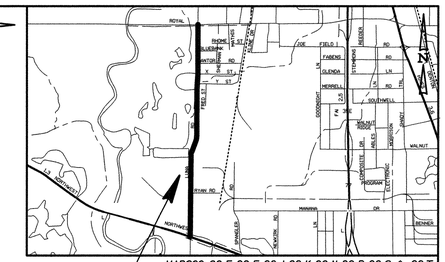

Project Location

VALVE AND GASKET NOTE
All Valves Will Have Factory Installed Nitrile (NBR) Gaskets

CAUTION ~ TELEPHONE !
Underground Telephone Cables In Area
Contact S.B.C. Two Working Days Prior To Construction.
Tele: 1-800-344-8377

CAUTION ~ FIBER OPTIC !
Underground Fiber Optic Cables In Area
Contact Fiber Optic Co. Two Working Days Prior To Constuction.
Tele: 1-800-344-8377

CAUTION ~ POWER !
Underground Electrical Cables In Area
Contact TXU Two Working Days Prior To Construction.
Tele: 1-800-344-8377

CAUTION ~ GAS !
Underground Gas Main In Area
Contact ATMOS Energy Corp. Two Working Days Prior To Construction.
Tele: 1-800-344-8377/1-800-545-6005

CAUTION
Advanced Metering Infrastructure (AMI) Meters In Area
AMI Components Shall be Disconnected, Reconnected, Removed, or Installed by DWU Personnel ONLY.
Contact DWU Meter Reading Operations (MRO) 5 working days in advance.
Tel: 214-670-5537
Email: DWUMRO@dallascityhall.com

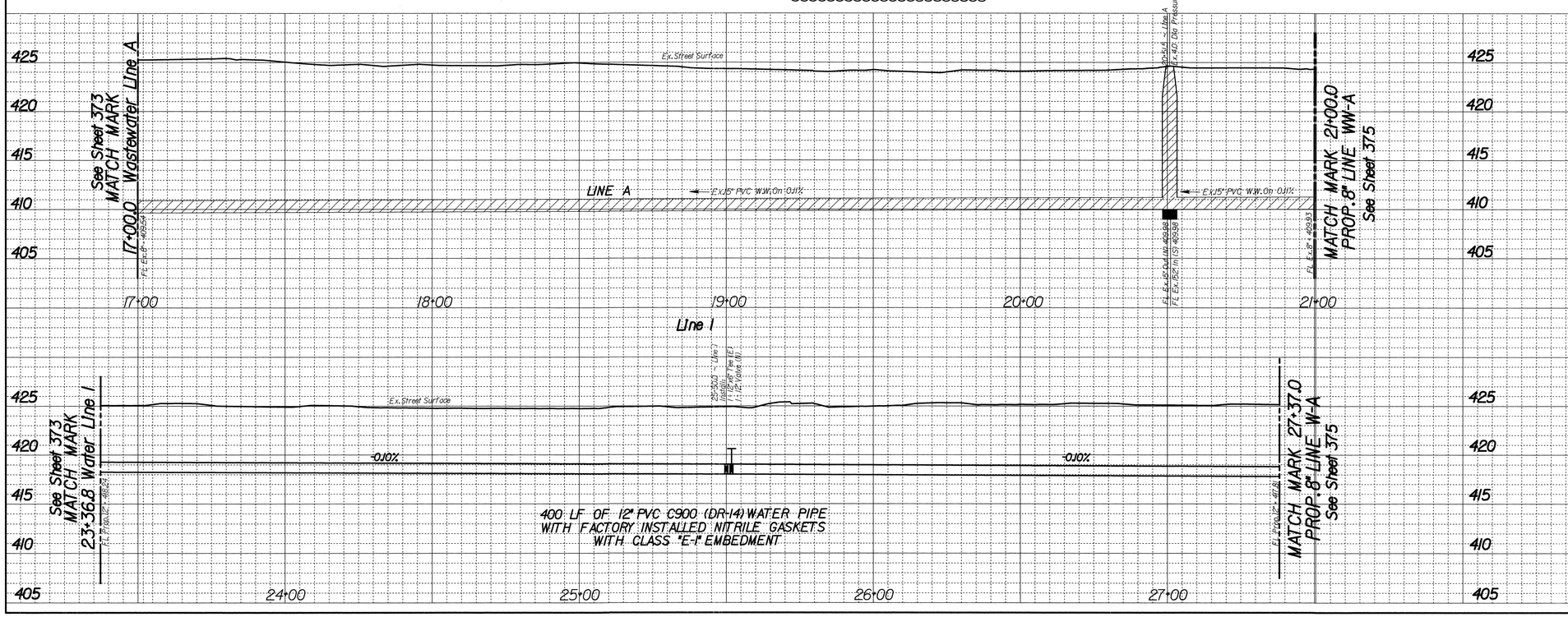

REVISIONS			
REV NO.	DATE	DESCRIPTION	BY
1			
2			

BENCHMARKS & CONTROL POINTS

Bench Mark
STD.WDBM on center of east concrete headwall to a triple 9'X 5' concrete box culvert under Luna Road and 315' north Highway #114.
Elev.= 423.26

STD.WDBM on north end of a 15'X24' concreter driveway culvert on the east side of Luna Road and 0.7 miles north of Ryan Road.
Elev.= 425.27

Point	Northing	Easting	Elev.	Description
#5	7005864.0375	4253591.1555	425.66	PK Nail
#6	7006317.3667	2453606.7027	424.77	PK Nail

Horizontal Scale: 1" = 20'
0' 20' 40'
Vertical Scale: 1" = 6'
0' 6' 12'

REFERENCES
WATER
20W-13, 21W-13
WASTEWATER
20S-13, 21S-13

THEODORE RAYMOND KEPRTA, JR.
103605
LICENSED
PROFESSIONAL ENGINEER
2/10/2021

DWU Engineering Services

CONTRACT NO. 20-505/506 | PID: 1210

12" WATER
LUNA ROAD
NORTHWEST HWY & ROYAL LN
DALLAS WATER UTILITIES
CITY OF DALLAS, TEXAS

DESIGN	DRAWN	DATE	FILE	NUMBER	SHEET
Shields Keprta Cham	Shields Keprta Cham	JAN 2021	411Q	1549	734

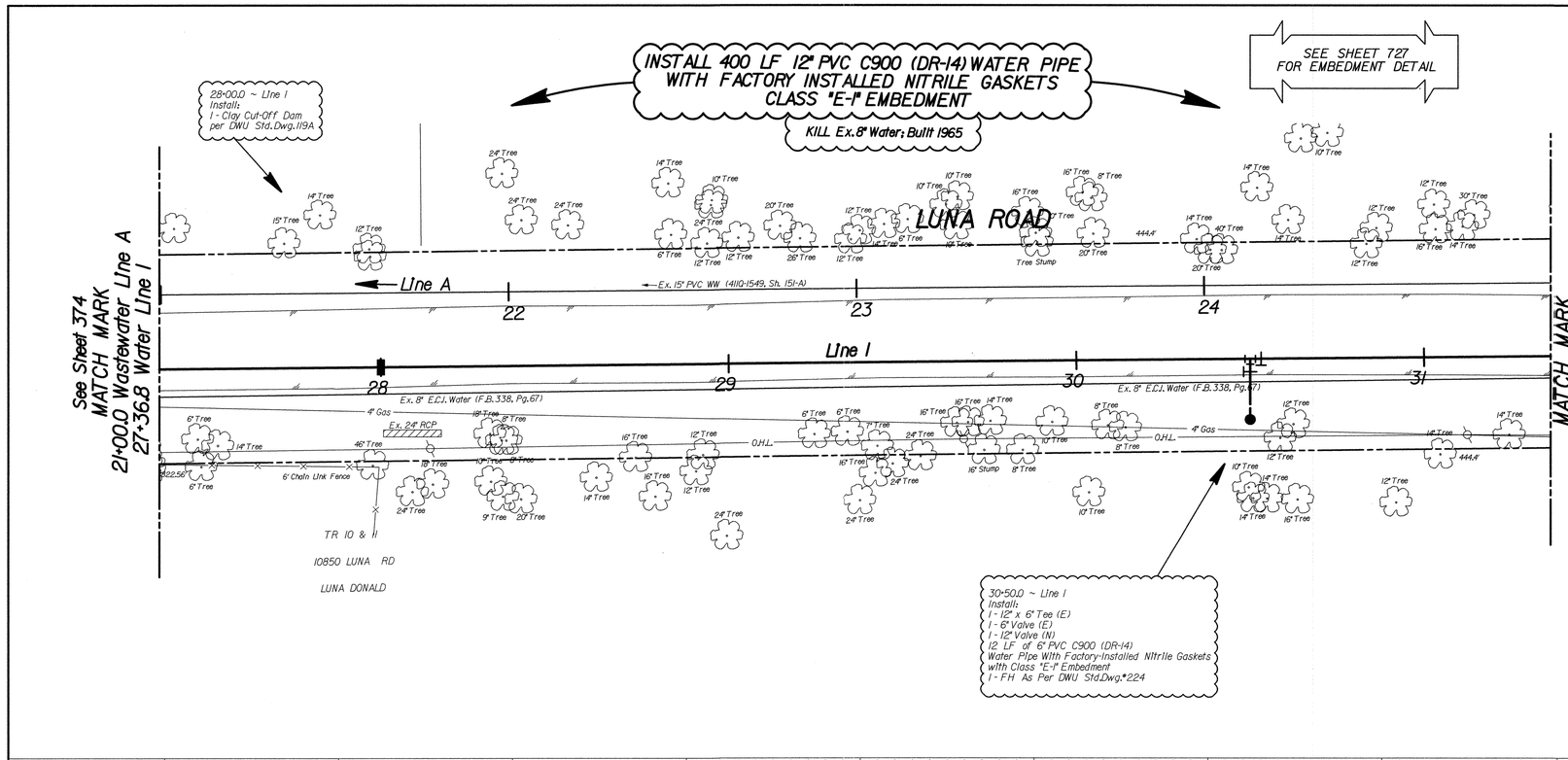

ALL CLAY CUTOFF DAMS
NO SEPARATE PAY ITEM

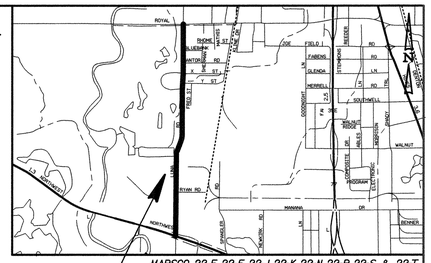

MAPSCO: 22-E, 22-F, 22-J, 22-K, 22-N, 22-P, 22-S & 22-T

VALVE AND GASKET NOTE
All Valves Will Have Factory Installed Nitrile (NBR) Gaskets

CAUTION ~ TELEPHONE !
Underground Telephone Cables In Area Contact S.B.C. Two Working Days Prior To Construction. Tele: 1-800-344-8377

CAUTION ~ FIBER OPTIC !
Underground Fiber Optic Cables In Area Contact Fiber Optic Co. Two Working Days Prior To Constuction. Tele: 1-800-344-8377

CAUTION ~ POWER !
Underground Electrical Cables In Area Contact TXU Two Working Days Prior To Construction. Tele: 1-800-344-8377

CAUTION ~ GAS !
Underground Gas Main In Area Contact ATMOS Energy Corp. Two Working Days Prior To Construction. Tele: 1-800-344-8377/1-800-545-6005

CAUTION
Advanced Metering Infrastructure (AMI) Meters In Area
AMI Components Shall be Disconnected, Reconnected, Removed, or Installed by DWU Personnel ONLY. Contact DWU Meter Reading Operations (MRO) 5 working days in advance. Tel: 214-670-5537 Email: DWUMRO@dallascityhall.com



REVISIONS			
REV NO.	DATE	DESCRIPTION	BY
1			
2			

BENCHMARKS & CONTROL POINTS

Bench Mark
STD.WDBM on center of east concrete headwall to a triple 9'X 5' concrete box culvert under Luna Road and 315' north Highway #114.
Elev.= 423.26

STD.WDBM on north end of a 15'X24' concreter driveway culvert on the east side of Luna Road and 0.7 miles north of Ryan Road.
Elev.= 425.27

Point	Northing	Easting	Elev.	Description
#6	7006317.3667	2453606.7027	424.77	PK Nail

Horizontal Scale: 1" = 20'
0' 20' 40'
Vertical Scale: 1" = 6'
0' 6' 12'

REFERENCES
WATER
20W-13
WASTEWATER
20S-13

STATE OF TEXAS
THEODORE RAYMOND KEPRTA, JR.
103605
LICENSED PROFESSIONAL ENGINEER
2/10/2021

DWU Engineering Services

CONTRACT NO. 20-505/506 | PID: 1210

12" WATER
LUNA ROAD
NORTHWEST HWY & ROYAL LN
DALLAS WATER UTILITIES
CITY OF DALLAS, TEXAS

DESIGN	DRAWN	DATE	FILE	NUMBER	SHEET
Shields Keprta Cham	Shields Keprta Cham	JAN 2021	411Q	1549	735

INSTALL 395 LF 12" PVC C900 (DR-14) WATER PIPE WITH FACTORY-INSTALLED NITRILE GASKETS CLASS "E-1" EMBEDMENT

KILL Ex.8" Water; Built 1965

SEE SHEET 727 FOR EMBEDMENT DETAIL

ALL CLAY CUTOFF DAMS NO SEPARATE PAY ITEM

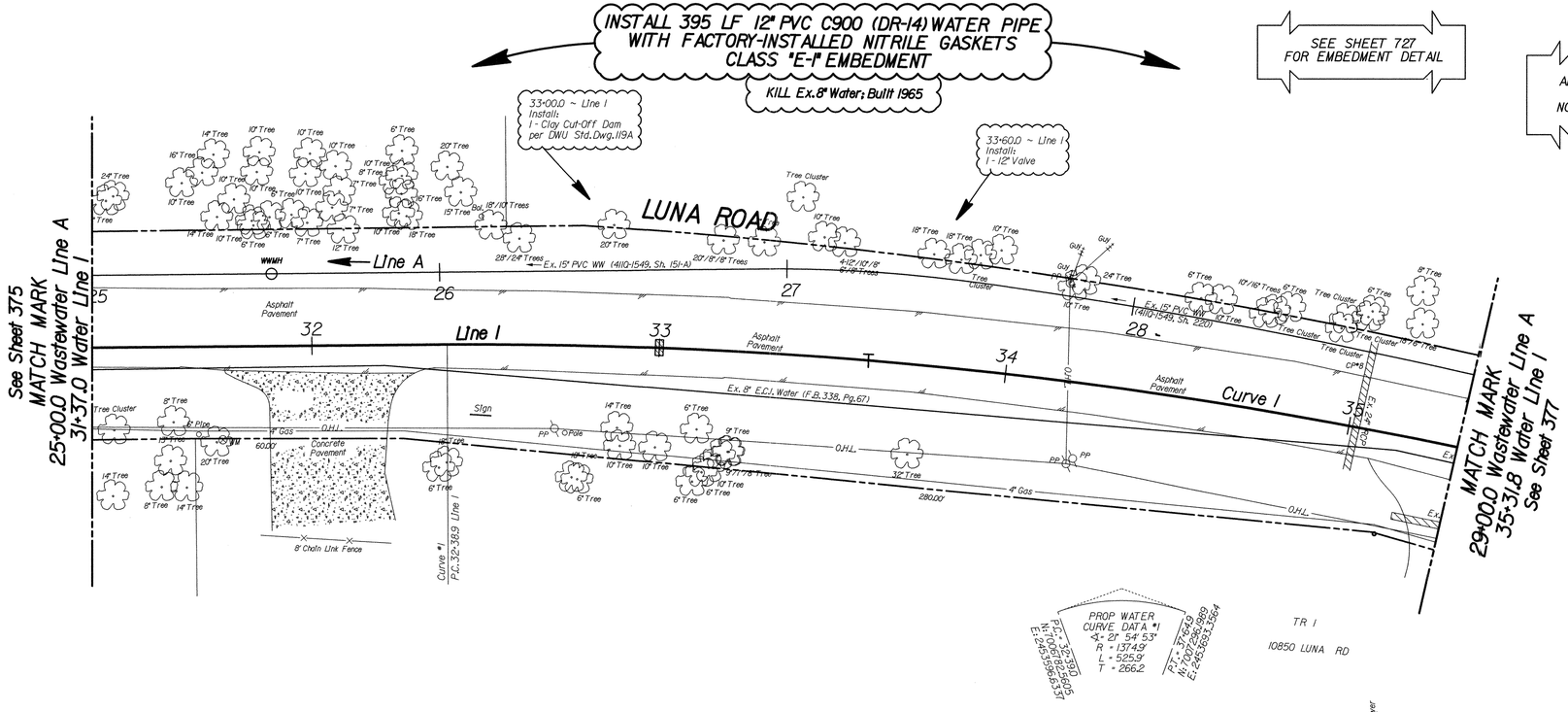

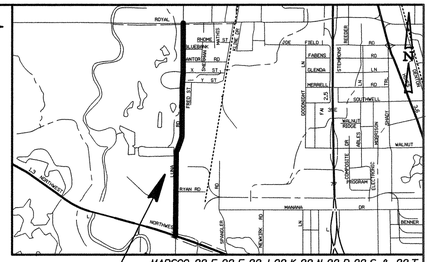

MAPSCO: 22-E, 22-F, 22-J, 22-K, 22-N, 22-P, 22-S & 22-T

VALVE AND GASKET NOTE
All Valves Will Have Factory Installed Nitrile (NBR) Gaskets

CAUTION ~ TELEPHONE !
Underground Telephone Cables In Area
Contact S.B.C. Two Working Days Prior To Construction.
Tele: 1-800-344-8377

CAUTION ~ FIBER OPTIC !
Underground Fiber Optic Cables In Area
Contact Fiber Optic Co. Two Working Days Prior To Constuction.
Tele: 1-800-344-8377

CAUTION ~ POWER !
Underground Electrical Cables In Area
Contact TXU Two Working Days Prior To Construction.
Tele: 1-800-344-8377

CAUTION ~ GAS !
Underground Gas Main In Area
Contact ATMOS Energy Corp. Two Working Days Prior To Construction.
Tele: 1-800-344-8377/1-800-545-6005

CAUTION
Advanced Metering Infrastructure (AMI) Meters In Area
AMI Components Shall be Disconnected, Reconnected, Removed, or Installed by DWU Personnel ONLY.
Contact DWU Meter Reading Operations (MRO) 5 working days in advance.
Tele: 214-670-5537
Email: DWUMRO@dallascityhall.com

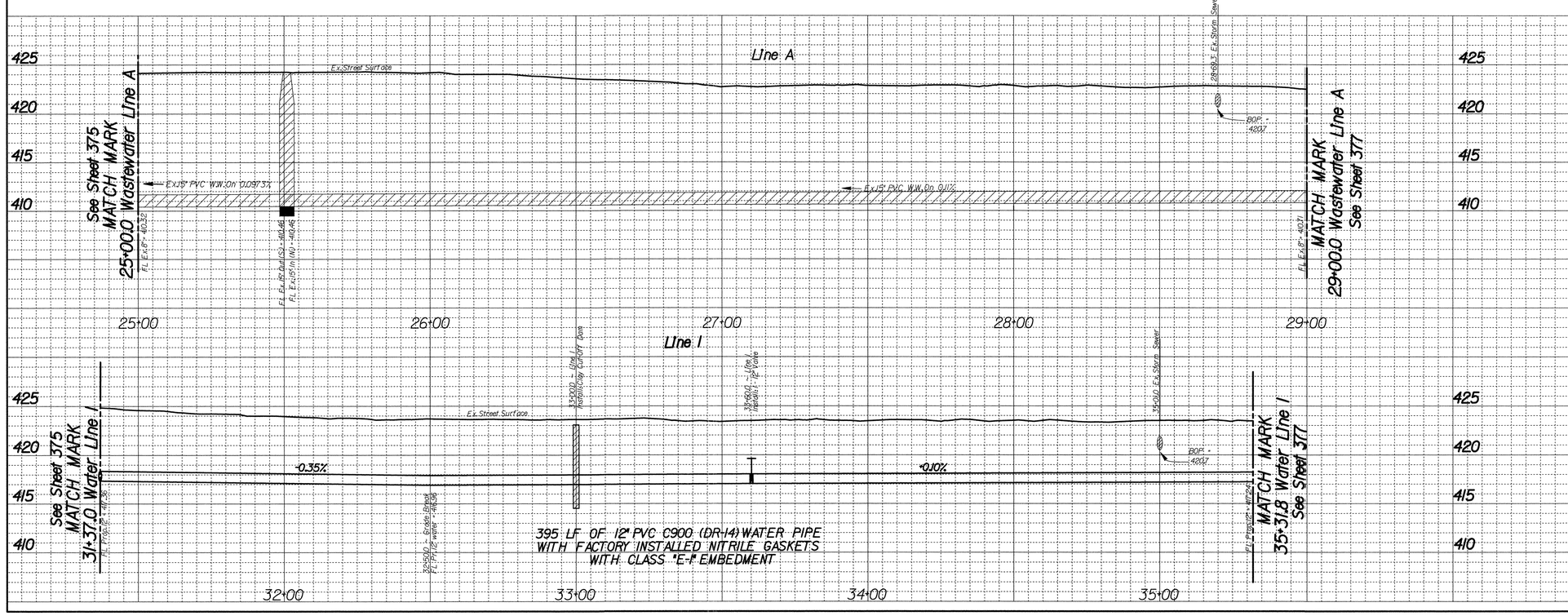

REVISIONS			
REV NO.	DATE	DESCRIPTION	BY
1			
2			

BENCHMARKS & CONTROL POINTS

Bench Mark
STD.WDBM on center of east concrete headwall to a triple 9'X 5' concrete box culvert under Luna Road and 315' north Highway #114.
Elev.= 423.26

STD.WDBM on north end of a 15'X24' concreter driveway culvert on the east side of Luna Road and 0.7 miles north of Ryan Road.
Elev.= 425.27

Point	Northing	Easting	Elev.	Description
#7	7006739.9362	2453611.0052	424.18	X CUT
#8	7007047.7298	2453601.5566	422.88	1/2 Capped Iron Rod

Horizontal Scale: 1" = 20'
0' 20' 40'
Vertical Scale: 1" = 6'
0' 6' 12'

REFERENCES
WATER
20W-13
WASTEWATER
20S-13

STATE OF TEXAS
THEODORE RAYMOND KEPRTA, JR.
103605
LICENSED PROFESSIONAL ENGINEER
2/10/2021

DWU Engineering Services

CONTRACT NO. 20-505/506 | PID: 1210

12" WATER
LUNA ROAD
NORTHWEST HWY & ROYAL LN
DALLAS WATER UTILITIES
CITY OF DALLAS, TEXAS

DESIGN	DRAWN	DATE	FILE	NUMBER	SHEET
Shields Keprta Cham	Shields Keprta Cham	JAN 2021	411Q	1549	736

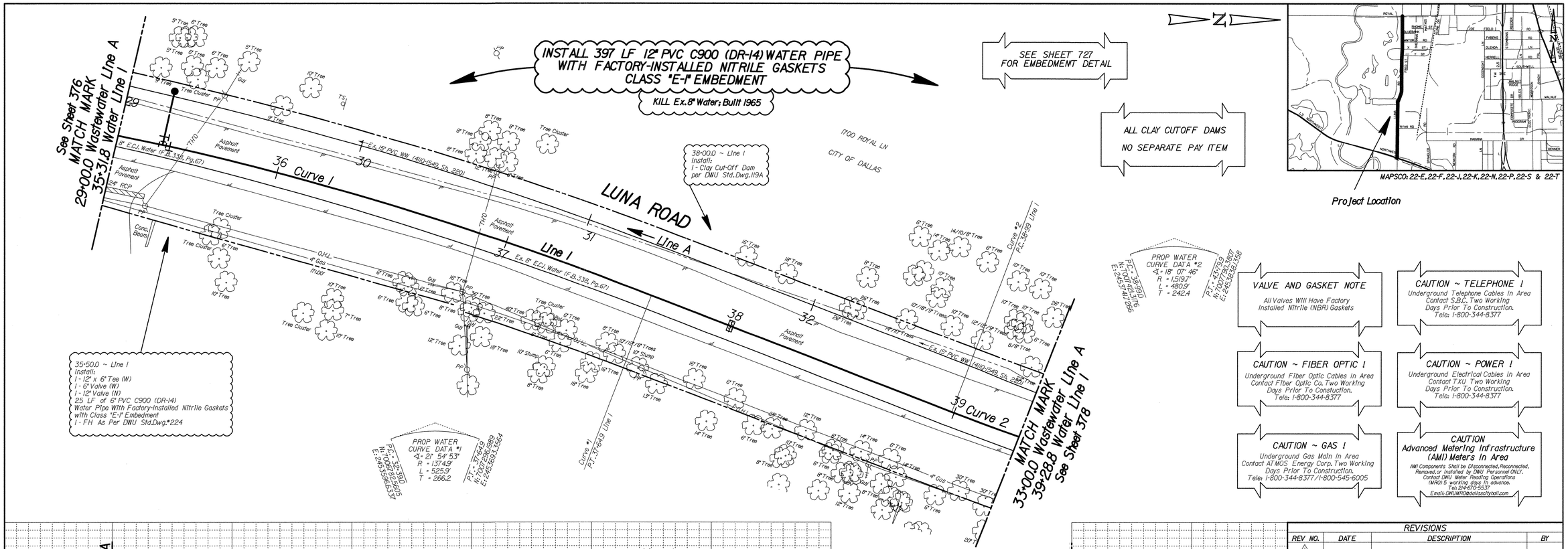

REVISIONS

REV NO.	DATE	DESCRIPTION	BY
1			
2			

BENCHMARKS & CONTROL POINTS

Bench Mark
STD.WDBM on center of east concrete headwall to a triple 9'X 5' concrete box culvert under Luna Road and 315' north Highway #114.
Elev.= 423.26

STD.WDBM on north end of a 15'X24' concreter driveway culvert on the east side of Luna Road and 0.7 miles north of Ryan Road.
Elev.= 425.27

Point	Northing	Easting	Elev.	Description
#8	7009047.298	2453601.5566	422.88	1/2 Capped Iron Rod

Horizontal Scale: 1" = 20'
0' 20' 40'
Vertical Scale: 1" = 6'
0' 6' 12'

REFERENCES
WATER
20W-13
WASTEWATER
20S-13

STATE OF TEXAS
THEODORE RAYMOND KEPRTA, JR.
103605
PROFESSIONAL ENGINEER
2/10/2021

DWU Engineering Services

CONTRACT NO. 20-505/506 | PID: 1210

12" WATER
LUNA ROAD
NORTHWEST HWY & ROYAL LN
DALLAS WATER UTILITIES
CITY OF DALLAS, TEXAS

DESIGN	DRAWN	DATE	FILE	NUMBER	SHEET
Shields Keprta Chom	Shields Keprta Chom	JAN 2021	411Q	1549	737

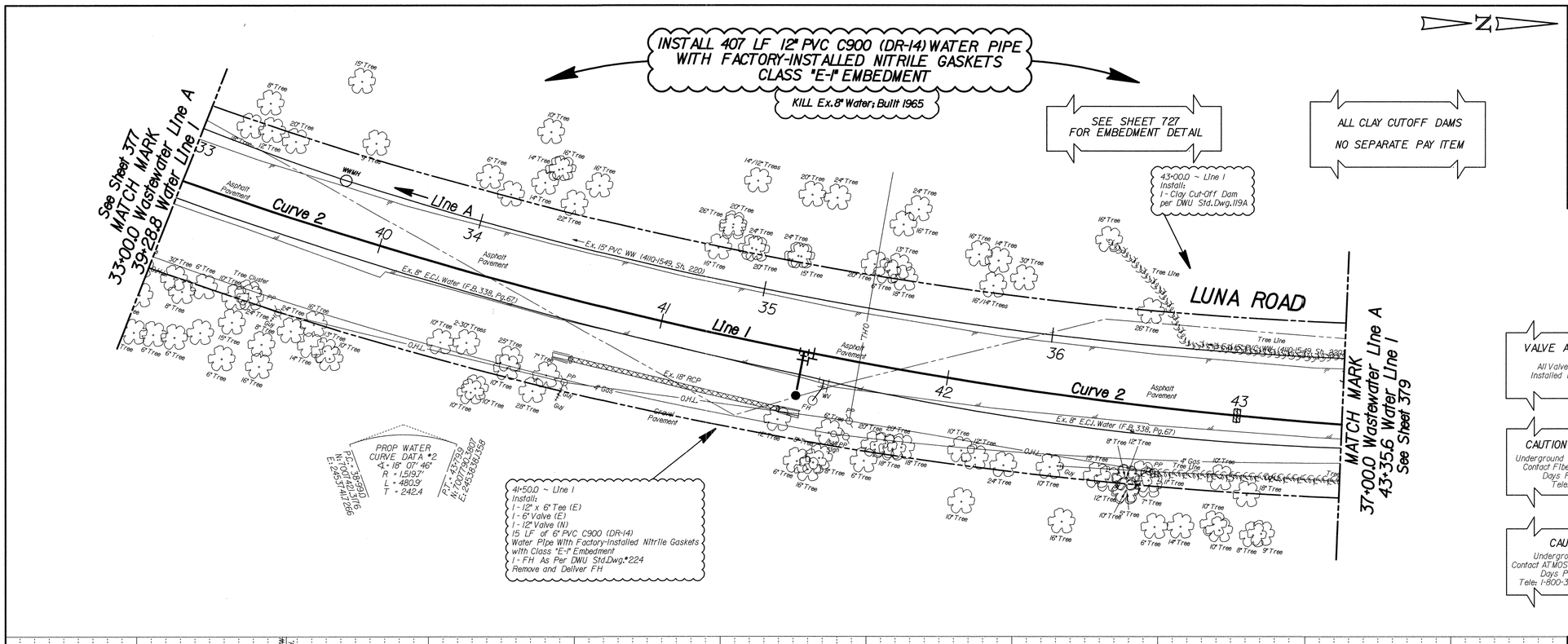

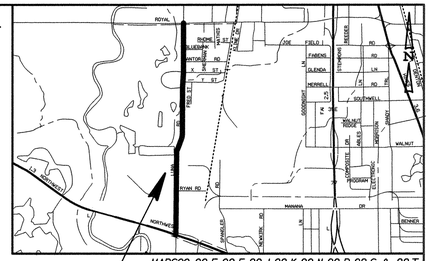

Project Location

VALVE AND GASKET NOTE
All Valves Will Have Factory Installed Nitrile (NBR) Gaskets

CAUTION ~ TELEPHONE !
Underground Telephone Cables In Area Contact S.B.C. Two Working Days Prior To Construction. Tele: 1-800-344-8377

CAUTION ~ FIBER OPTIC !
Underground Fiber Optic Cables In Area Contact Fiber Optic Co. Two Working Days Prior To Constuction. Tele: 1-800-344-8377

CAUTION ~ POWER !
Underground Electrical Cables In Area Contact TXU Two Working Days Prior To Construction. Tele: 1-800-344-8377

CAUTION ~ GAS !
Underground Gas Main In Area Contact ATMOS Energy Corp. Two Working Days Prior To Construction. Tele: 1-800-344-8377/1-800-545-6005

CAUTION
Advanced Metering Infrastructure (AMI) Meters In Area
AMI Components Shall be Disconnected, Reconnected, Removed, or Installed by DWU Personnel ONLY. Contact DWU Meter Reading Operations (MRO) 5 working days in advance. Tel: 214-672-5537 Email: DWUMRO@dallascityhall.com

REVISIONS

REV NO.	DATE	DESCRIPTION	BY
1			
2			

BENCHMARKS & CONTROL POINTS

Bench Mark
STD.WDBM on center of east concrete headwall to a triple 9'X 5' concrete box culvert under Luna Road and 315' north Highway #114.
Elev.= 423.26

STD.WDBM on north end of a 15'X24' concreter driveway culvert on the east side of Luna Road and 0.7 miles north of Ryan Road.
Elev.= 425.27

Point	Northing	Easting	Elev.	Description
#8	7007047.7298	2453601.5566	422.88	1/2" Capped Iron Rod

Horizontal Scale: 1" = 20'
0' 20' 40'
Vertical Scale: 1" = 6'
0' 6' 12'

REFERENCES
WATER
20W-13
WASTEWATER
20S-13

STATE OF TEXAS
THEODORE RAYMOND KEPRTA, JR.
103605
LICENSED
PROFESSIONAL ENGINEER
2/10/2021

DWU Engineering Services

CONTRACT NO. 20-505/506 | PID: 1210

12" WATER
LUNA ROAD
NORTHWEST HWY & ROYAL LN
DALLAS WATER UTILITIES
CITY OF DALLAS, TEXAS

DESIGN	DRAWN	DATE	FILE	NUMBER	SHEET
Shields Keprta Cham	Shields Keprta Cham	JAN 2021	411Q	1549	738

INSTALL 401 LF 12" PVC C900 (DR-14) WATER PIPE WITH FACTORY-INSTALLED NITRILE GASKETS CLASS "E-1" EMBEDMENT

KILL Ex. 8" Water; Built 1965

SEE SHEET 727 FOR EMBEDMENT DETAIL

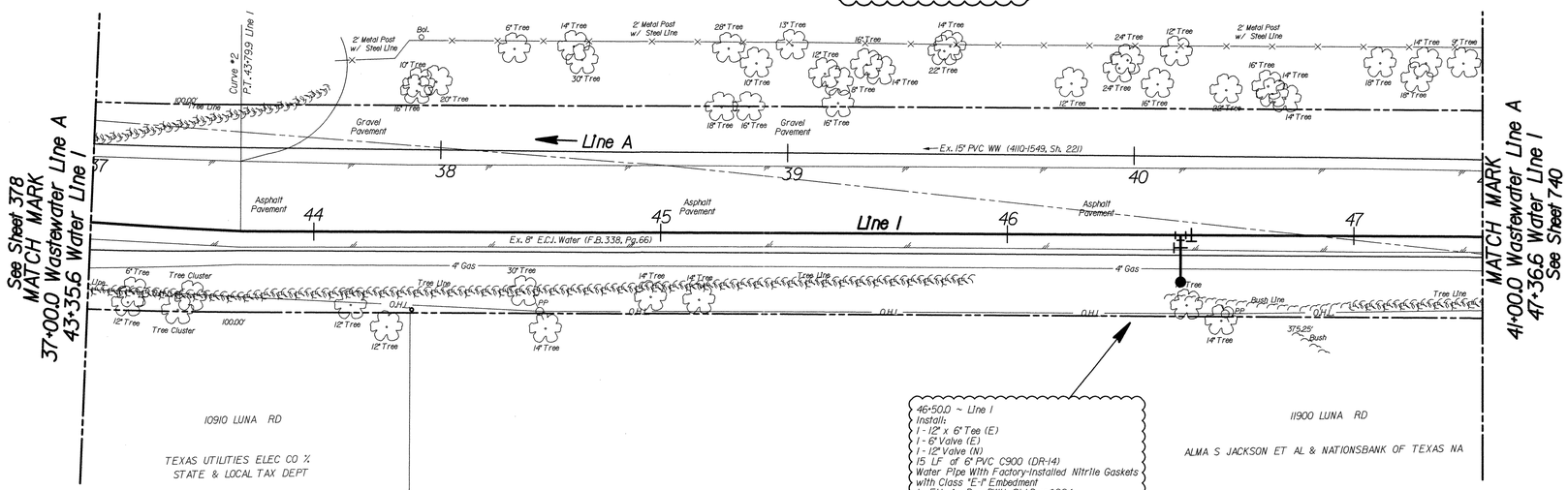

46+50.0 ~ Line I
Install:
1 - 12" x 6" Tee (E)
1 - 6" Valve (E)
1 - 12" Valve (N)
15 LF of 6" PVC C900 (DR-14)
Water Pipe With Factory-Installed Nitrile Gaskets
with Class "E-1" Embedment
1 - FH As Per DWU Std.Dwg.#224

PROP WATER CURVE DATA #2
Δ = 18° 07' 46"
R = 1,519.7'
L = 480.9'
T = 242.4
P.C. = 39+28.0
N: 7008,142.3176
E: 2453,371.4126
P.T. = 43+79.9
N: 7008,301.3807
E: 2453,783.0359

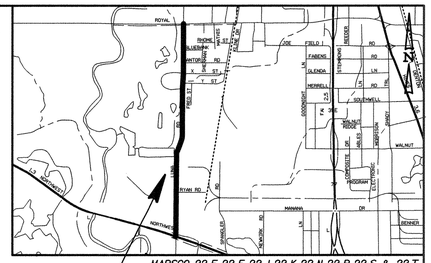

Project Location

ALL CLAY CUTOFF DAMS
NO SEPARATE PAY ITEM

CAUTION ~ TELEPHONE !
Underground Telephone Cables In Area
Contact S.B.C. Two Working
Days Prior To Construction.
Tele: 1-800-344-8377

CAUTION ~ FIBER OPTIC !
Underground Fiber Optic Cables In Area
Contact Fiber Optic Co. Two Working
Days Prior To Construction.
Tele: 1-800-344-8377

CAUTION ~ POWER !
Underground Electrical Cables In Area
Contact T.X.U. Two Working
Days Prior To Construction.
Tele: 1-800-344-8377

VALVE AND GASKET NOTE
All Valves Will Have Factory
Installed Nitrile (NBR) Gaskets

CAUTION ~ GAS !
Underground Gas Main In Area
Contact ATMOS Energy Corp. Two Working
Days Prior To Construction.
Tele: 1-800-344-8377 / 1-800-545-6005

CAUTION
Advanced Metering Infrastructure
(AMI) Meters In Area
AMI Components Shall be Disconnected, Reconnected,
Removed, or Installed by DWU Personnel ONLY.
Contact DWU Meter Reading Operations
(MRO) 5 working days in advance.
Tel: 214-670-5537
Email: DWUMRO@dallascityhall.com

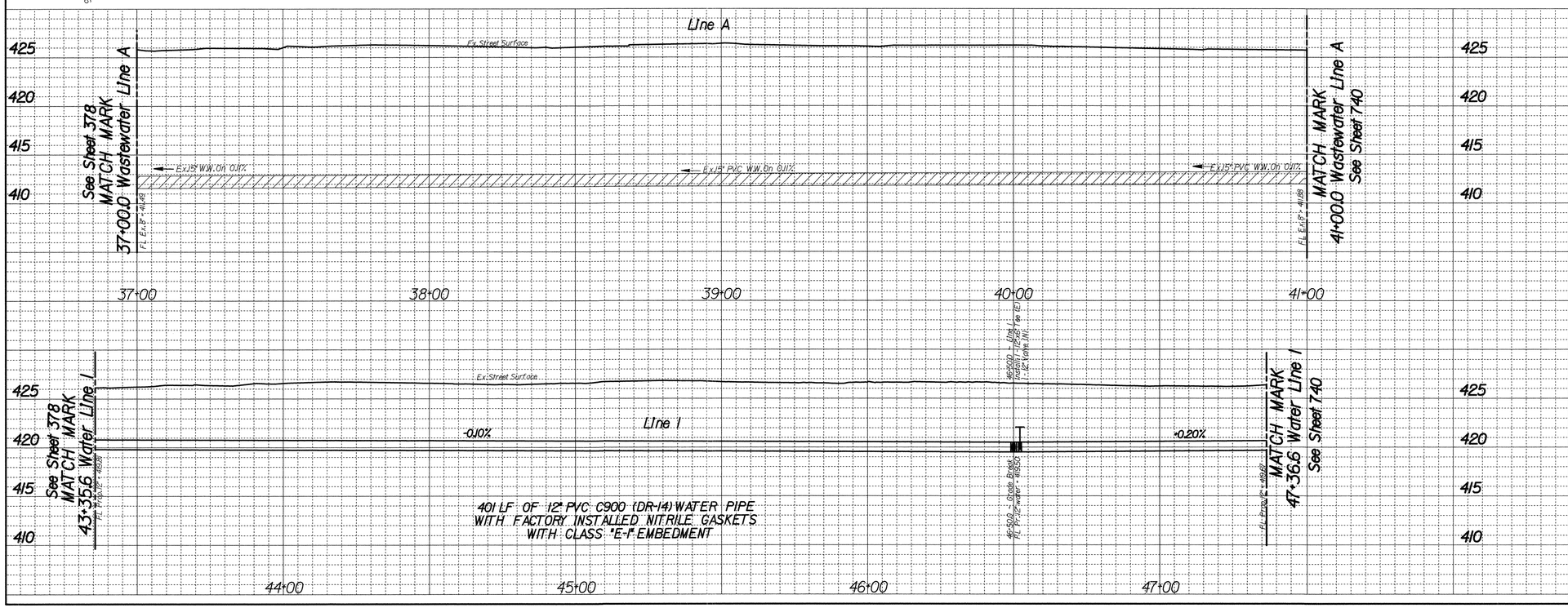

REVISIONS

REV NO.	DATE	DESCRIPTION	BY
1			
2			

BENCHMARKS & CONTROL POINTS

Bench Mark
STD.WDBM on center of east concrete headwall
to a triple 9'X 5' concrete box culvert under Luna Road
and 315' north Highway #114.
Elev.- 423.26

STD.WDBM on north end of a 15'X24' concreter driveway culvert on the east
side of Luna Road and 0.7 miles north of Ryan Road.
Elev.- 425.27

Point	Northing	Easting	Elev.	Description
#11	7008313.3100	2453852.0031	426.73	PK Nail

Horizontal Scale: 1" = 20'
0' 20' 40'
Vertical Scale: 1" = 6'
0' 6' 12'

REFERENCES
WATER
20W-13
WASTEWATER
20S-13

THEODORE RAYMOND KEPRTA, JR.
103605
LICENSED
PROFESSIONAL ENGINEER
STATE OF TEXAS
2/10/2021

DWU Engineering Services

CONTRACT NO. 20-505/506 | PID: 1210

12" WATER
LUNA ROAD
NORTHWEST HWY & ROYAL LN
DALLAS WATER UTILITIES
CITY OF DALLAS, TEXAS

DESIGN	DRAWN	DATE	FILE	NUMBER	SHEET
Shields Keprta Cham	Shields Keprta Cham	JAN 2021	411Q	1549	739

INSTALL 401 LF 12" PVC C900 (DR-14) WATER PIPE WITH FACTORY-INSTALLED NITRILE GASKETS CLASS "E-1" EMBEDMENT

KILL Ex.8" Water; Built 1965

SEE SHEET 727 FOR EMBEDMENT DETAIL

48+00.0 ~ Line 1
Install:
1 - Clay Cut-Off Dam
per DWU Std.Dwg.1119A

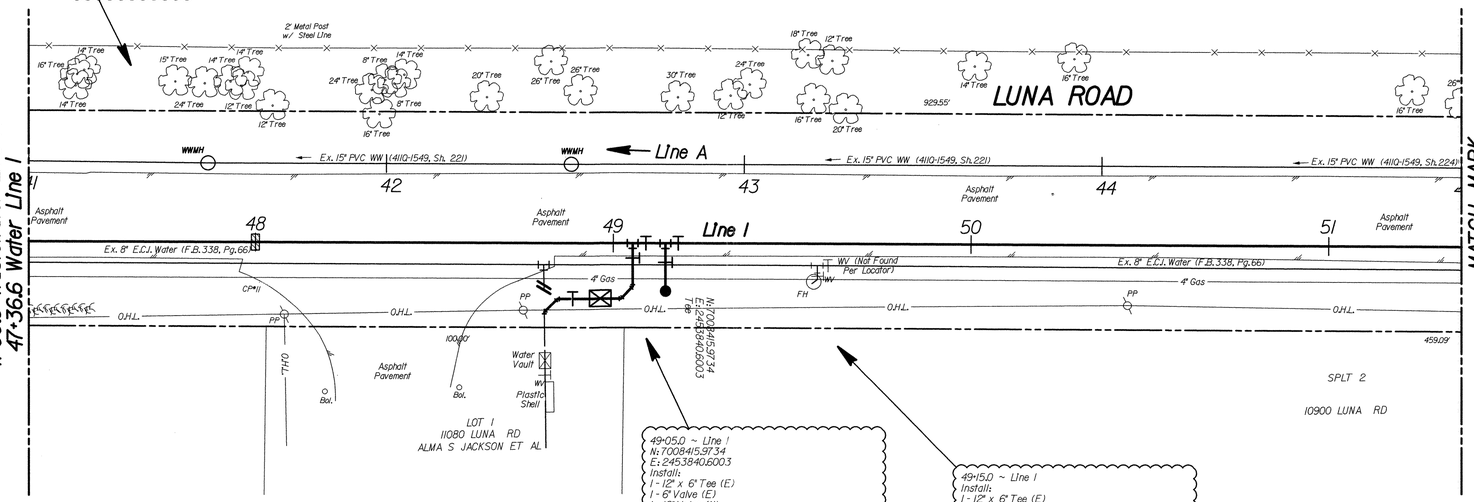

49+05.0 ~ Line 1
N: 7008415.9734
E: 2453840.6003
Install:
1 - 12" x 6" Tee (E)
1 - 6" Valve (E)
1 - 12" Valve (N)
4 - 6" x 45° Bends
40 LF of 6" PVC C900 (DR-14)
Water Pipe With Factory-Installed Nitrile Gaskets
With Class "E-1" Embedment
1 - 6" Combined Service with 6" Meter with vault
per DWU Std Dwgs 501, 502, 503, 504, 506, & 508 Connect to Ex.Water Service
Remove and Deliver Ex.Water Meter
Abandon Ex.Water Meter Vault

49+15.0 ~ Line 1
Install:
1 - 12" x 6" Tee (E)
1 - 6" Valve (E)
1 - 12" Valve (N)
15 LF of 6" PVC C900 (DR-14)
Water Pipe With Factory-Installed Nitrile Gaskets
with Class "E-1" Embedment
1 - FH As Per DWU Std.Dwg.*224
Remove and Deliver FH

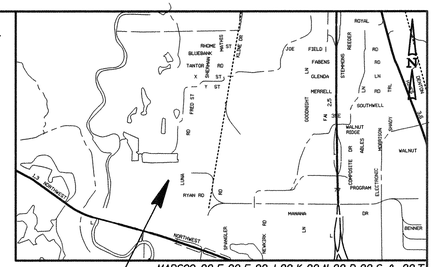

Project Location

ALL CLAY CUTOFF DAMS
NO SEPARATE PAY ITEM

CAUTION ~ TELEPHONE !
Underground Telephone Cables In Area
Contact S.B.C. Two Working
Days Prior To Construction.
Tele: 1-800-344-8377

CAUTION ~ FIBER OPTIC !
Underground Fiber Optic Cables In Area
Contact Fiber Optic Co. Two Working
Days Prior To Constuction.
Tele: 1-800-344-8377

CAUTION ~ POWER !
Underground Electrical Cables In Area
Contact TXU Two Working
Days Prior To Construction.
Tele: 1-800-344-8377

VALVE AND GASKET NOTE
All Valves Will Have Factory
Installed Nitrile (NBR) Gaskets

CAUTION ~ GAS !
Underground Gas Main In Area
Contact ATMOS Energy Corp. Two Working
Days Prior To Construction.
Tele: 1-800-344-8377/1-800-545-6005

CAUTION
Advanced Metering Infrastructure
(AMI) Meters In Area
AMI Components Shall be Disconnected, Reconnected,
Removed, or Installed by DWU Personnel ONLY.
Contact DWU Meter Reading Operations
(MRO) 5 working days in advance.
Tel: 214-670-5537
Email: DWUMRO@dallascityhall.com

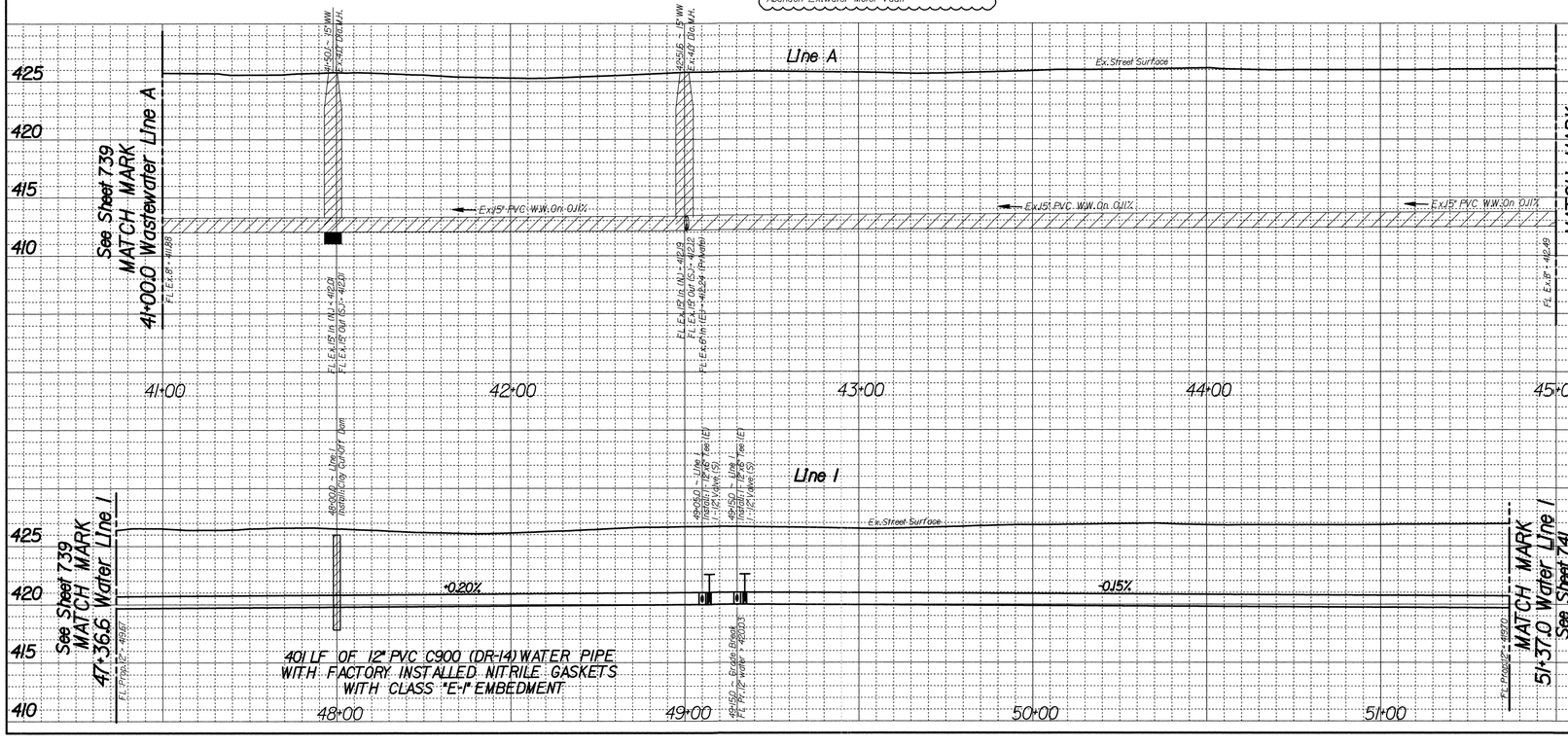

REVISIONS			
REV NO.	DATE	DESCRIPTION	BY
1			
2			

BENCHMARKS & CONTROL POINTS

Bench Mark
STD.WDBM on center of east concrete headwall
to a triple 9'X 5' concrete box culvert under Luna Road
and 315' north Highway #114.
Elev.- 423.26

STD.WDBM on north end of a 15'X24' concreter driveway culvert on the east
side of Luna Road and 0.7 miles north of Ryan Road.
Elev.- 425.27

Point	Northing	Easting	Elev.	Description
*11	7008313.3100	2453852.0031	426.73	PK Nail

Horizontal Scale: 1" = 20'
0' 20' 40'
Vertical Scale: 1" = 6'
0' 6' 12'

REFERENCES
WATER
19W-13
WASTEWATER
19S-13

STATE OF TEXAS
THEODORE RAYMOND KEPRTA, JR.
103605
REGISTERED PROFESSIONAL ENGINEER
2/10/2021

DWU Engineering Services

CONTRACT NO. 20-505/506 | PID: 1210

12" WATER
LUNA ROAD
NORTHWEST HWY & ROYAL LN
DALLAS WATER UTILITIES
CITY OF DALLAS, TEXAS

DESIGN	DRAWN	DATE	FILE	NUMBER	SHEET
Shields Keprta Cham	Shields Keprta Cham	JAN 2021	411Q	1549	740

INSTALL 163 LF 12" PVC C900 (DR-14) WATER PIPE WITH FACTORY-INSTALLED NITRILE GASKETS CLASS "E-1" EMBEDMENT

KILL Ex.8" Water; Built 1965

INSTALL 237 LF 12" WELDED STEEL WATER PIPE ANSI/AWWA C200 CLASS "E-1" EMBEDMENT

KILL Ex.8" Water; Built 1965

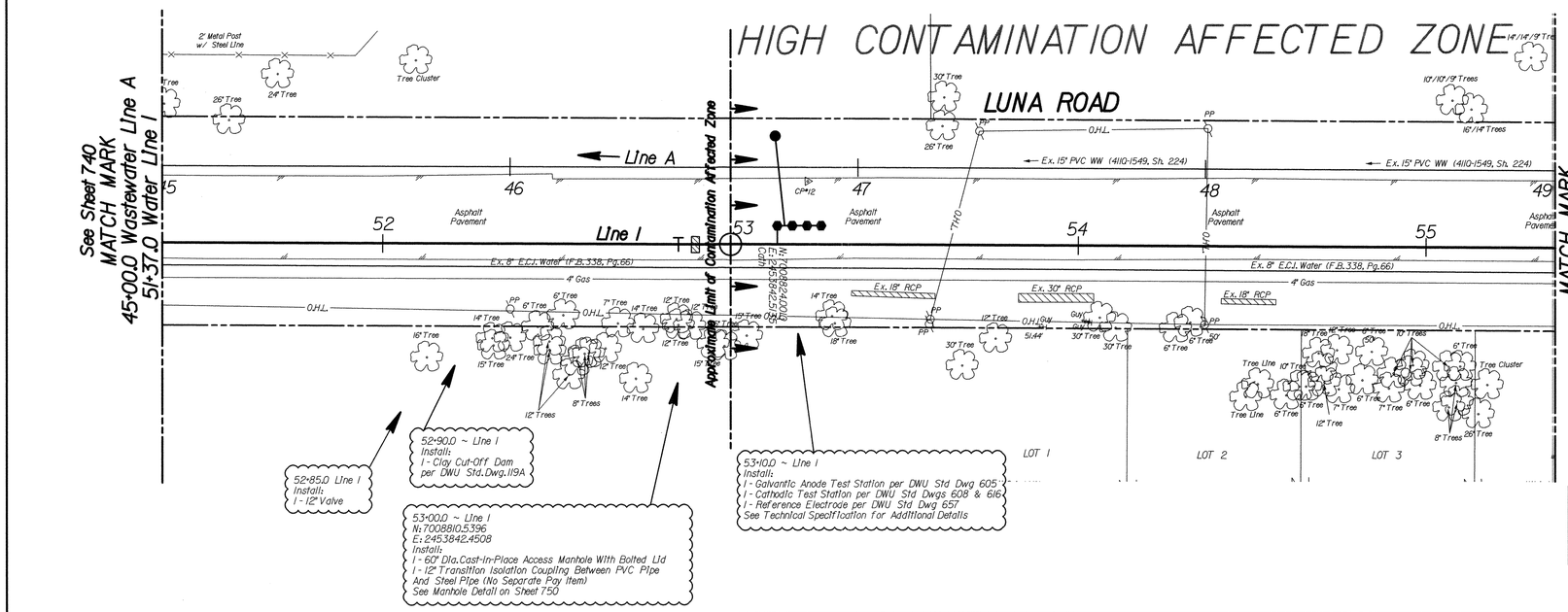

SEE SHEET 727 FOR EMBEDMENT DETAIL

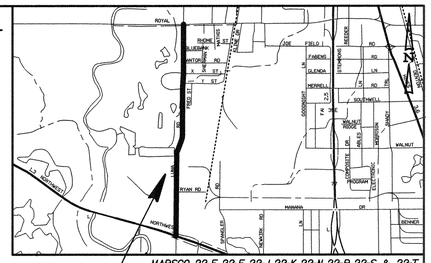

ALL CLAY CUTOFF DAMS
NO SEPARATE PAY ITEM

CAUTION ~ TELEPHONE !
Underground Telephone Cables In Area
Contact S.B.C. Two Working
Days Prior To Construction.
Tele: 1-800-344-8377

CAUTION ~ FIBER OPTIC !
Underground Fiber Optic Cables In Area
Contact Fiber Optic Co. Two Working
Days Prior To Construction.
Tele: 1-800-344-8377

CAUTION ~ POWER !
Underground Electrical Cables In Area
Contact TXU Two Working
Days Prior To Construction.
Tele: 1-800-344-8377

VALVE AND GASKET NOTE
All Valves Will Have Factory
Installed Nitrile (NBR) Gaskets

CAUTION ~ GAS !
Underground Gas Main In Area
Contact ATMOS Energy Corp. Two Working
Days Prior To Construction.
Tele: 1-800-344-8377/1-800-545-6005

CAUTION
Advanced Metering Infrastructure
(AMI) Meters In Area
AMI Components Shall be Disconnected, Reconnected,
Removed, or Installed by DWU Personnel ONLY.
Contact DWU Meter Reading Operations
(MRO) 5 working days in advance.
Tel: 214-670-5537
Email: DWUWRO@dallascityhall.com

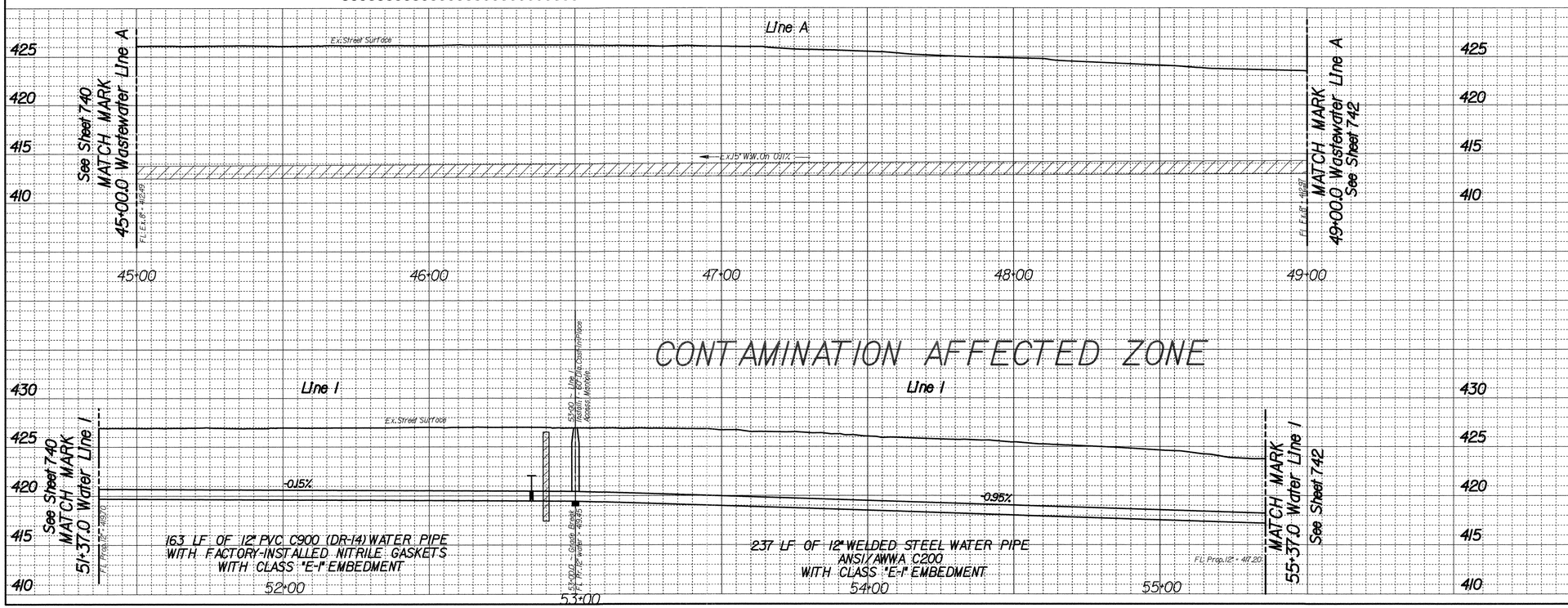

REVISIONS			
REV NO.	DATE	DESCRIPTION	BY
1			
2			

BENCHMARKS & CONTROL POINTS

Bench Mark
STD.WDBM on center of east concrete headwall
to a triple 9'X 5' concrete box culvert under Luna Road
and 315' north Highway #114.
Elev.= 423.26

STD.WDBM on north end of a 15'X24' concreter driveway culvert on the east
side of Luna Road and 0.7 miles north of Ryan Road.
Elev.= 425.27

Point	Northing	Easting	Elev.	Description
#12	7008832.7378	2453824.4072	426.68	PK Nail

Horizontal Scale: 1" = 20'
0' 20' 40'
Vertical Scale: 1" = 6'
0' 6' 12'

REFERENCES
WATER
19W-13
WASTEWATER
19S-13

STATE OF TEXAS
THEODORE RAYMOND KEPRTA, JR.
103605
LICENSED
PROFESSIONAL ENGINEER
2/10/2021

DWU Engineering Services

CONTRACT NO. 20-505/506 | PID: 1210

12" WATER
LUNA ROAD
NORTHWEST HWY & ROYAL LN
DALLAS WATER UTILITIES
CITY OF DALLAS, TEXAS

DESIGN	DRAWN	DATE	FILE	NUMBER	SHEET
Shields Keprta Cham	Shields Keprta Cham	JAN 2021	411Q	1549	741

INSTALL 400 LF 12" WELDED STEEL WATER PIPE
ANSI/AWWA C200
CLASS "C" EMBEDMENT

KILL Ex.8" Water; Built 1965

SEE SHEET 727
FOR EMBEDMENT DETAIL

HIGH CONTAMINATION AFFECTED ZONE

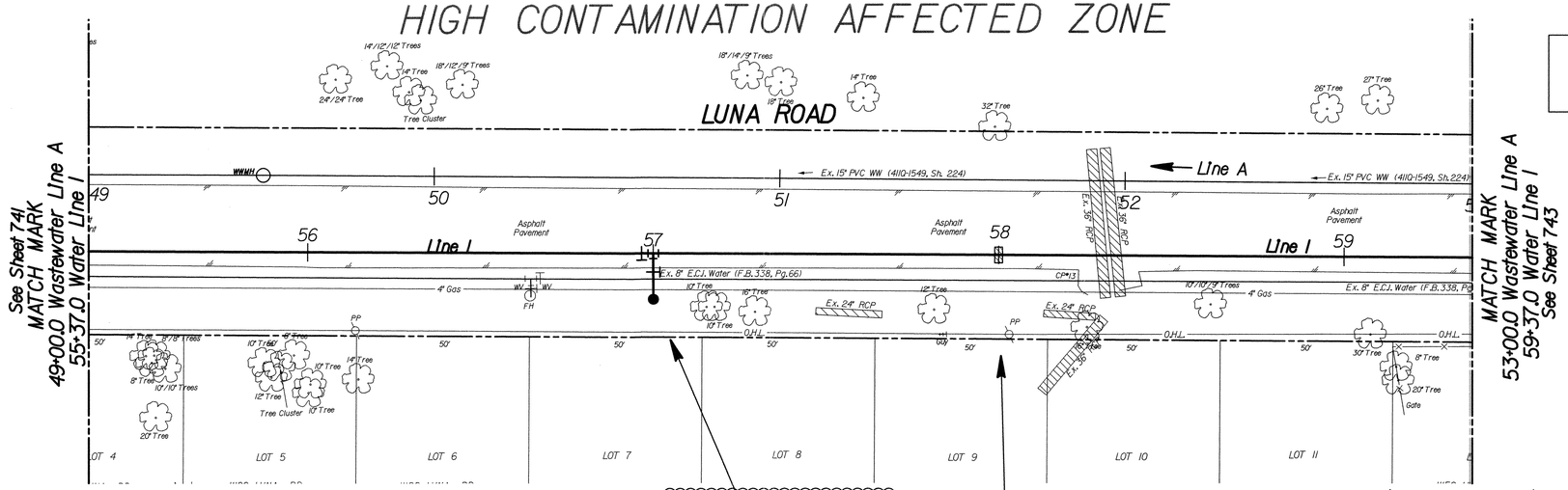

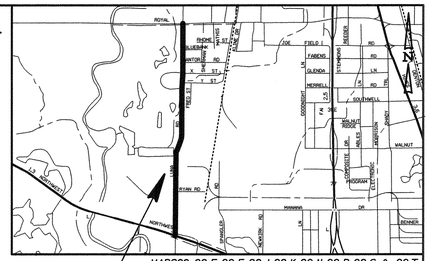

Project Location

VALVE AND GASKET NOTE

All Valves Will Have Factory Installed Nitrile (NBR) Gaskets

ALL CLAY CUTOFF DAMS
NO SEPARATE PAY ITEM

CAUTION ~ TELEPHONE !
Underground Telephone Cables In Area
Contact S.B.C. Two Working
Days Prior To Construction.
Tele: 1-800-344-8377

CAUTION ~ FIBER OPTIC !
Underground Fiber Optic Cables In Area
Contact Fiber Optic Co. Two Working
Days Prior To Constuction.
Tele: 1-800-344-8377

CAUTION ~ POWER !
Underground Electrical Cables In Area
Contact TXU Two Working
Days Prior To Construction.
Tele: 1-800-344-8377

CAUTION ~ GAS !
Underground Gas Main In Area
Contact ATMOS Energy Corp. Two Working
Days Prior To Construction.
Tele: 1-800-344-8377 / 1-800-545-6005

CAUTION
Advanced Metering Infrastructure
(AMI) Meters In Area
AMI Components Shall be Disconnected, Reconnected,
Removed, or Installed by DWU Personnel ONLY.
Contact DWU Meter Reading Operations
(MRO) 5 working days in advance.
Tel: 214-670-5537
Email: DWUMRO@dallascityhall.com

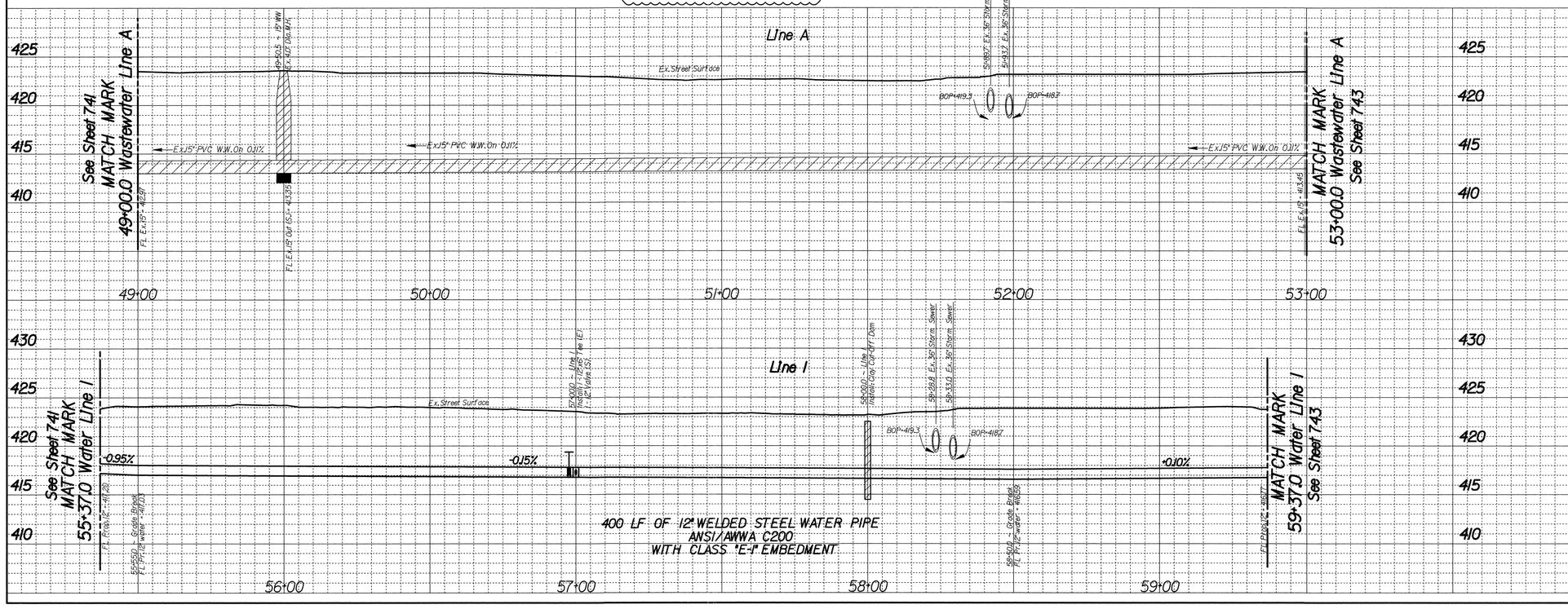

REVISIONS			
REV NO.	DATE	DESCRIPTION	BY
1			
2			

BENCHMARKS & CONTROL POINTS

Bench Mark
STD.WDBM on center of east concrete headwall
to a triple 9'X 5' concrete box culvert under Luna Road
and 315' north Highway #114.
Elev.= 423.26

STD.WDBM on north end of a 15'X24' concreter driveway culvert on the east
side of Luna Road and 0.7 miles north of Ryan Road.
Elev.= 425.27

Point	Northing	Easting	Elev.	Description
#13	7009335.2624	2453851.5217	423.97	PK Nail

Horizontal Scale: 1" = 20'
0' 20' 40'
Vertical Scale: 1" = 6'
0' 6' 12'

REFERENCES
WATER
19W-13
WASTEWATER
19S-13

STATE OF TEXAS
THEODORE RAYMOND KEPRTA, JR.
103605
LICENSED
PROFESSIONAL ENGINEER
2/10/2021

DWU Engineering Services

CONTRACT NO. 20-505/506 | PID: 1210

12" WATER
LUNA ROAD
NORTHWEST HWY & ROYAL LN
DALLAS WATER UTILITIES
CITY OF DALLAS, TEXAS

DESIGN	DRAWN	DATE	FILE	NUMBER	SHEET
Shields Keprta Cham	Shields Keprta Cham	JAN 2021	411Q	1549	742

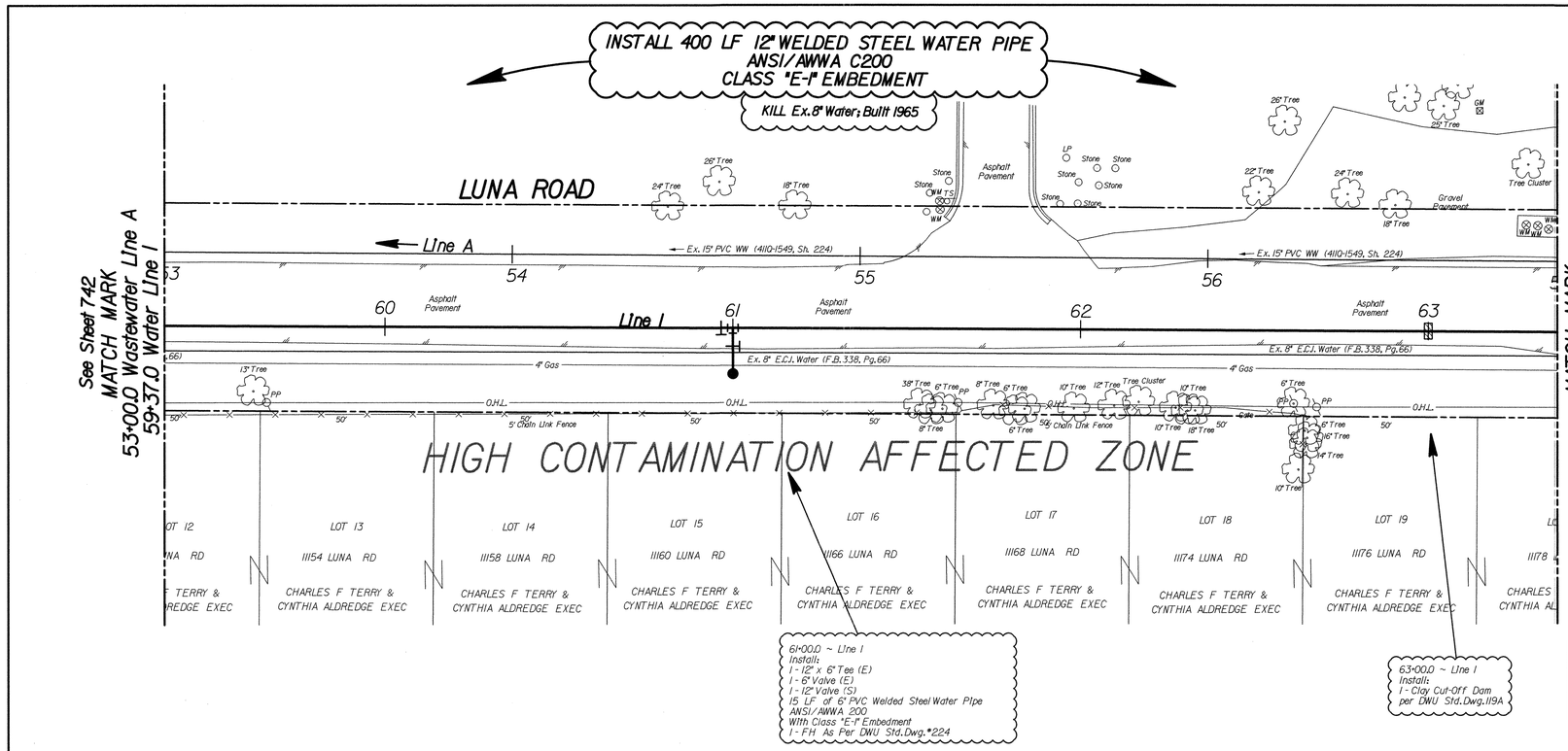

SEE SHEET 727
FOR EMBEDMENT DETAIL

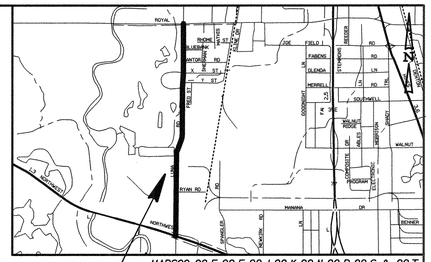

Project Location

ALL CLAY CUTOFF DAMS
NO SEPARATE PAY ITEM

CAUTION ~ TELEPHONE !
Underground Telephone Cables In Area
Contact S.B.C. Two Working
Days Prior To Construction.
Tele: 1-800-344-8377

VALVE AND GASKET NOTE
All Valves Will Have Factory
Installed Nitrile (NBR) Gaskets

CAUTION ~ FIBER OPTIC !
Underground Fiber Optic Cables In Area
Contact Fiber Optic Co. Two Working
Days Prior To Constuction.
Tele: 1-800-344-8377

CAUTION ~ POWER !
Underground Electrical Cables In Area
Contact TXU Two Working
Days Prior To Construction.
Tele: 1-800-344-8377

Valves and Tees
Must Be Electrically
Continuous Per
DWU Std.Dwg 639

CAUTION ~ GAS !
Underground Gas Main In Area
Contact ATMOS Energy Corp. Two Working
Days Prior To Construction.
Tele: 1-800-344-8377/1-800-545-6005

CAUTION
Advanced Metering Infrastructure
(AMI) Meters In Area
AMI Components Shall be Disconnected,Reconnected,
Removed,or Installed by DWU Personnel ONLY.
Contact DWU Meter Reading Operations
(MROI) 5 working days in advance.
Tel: 214-670-5537
Email: DWUMROadvisory@dallascityhall.com

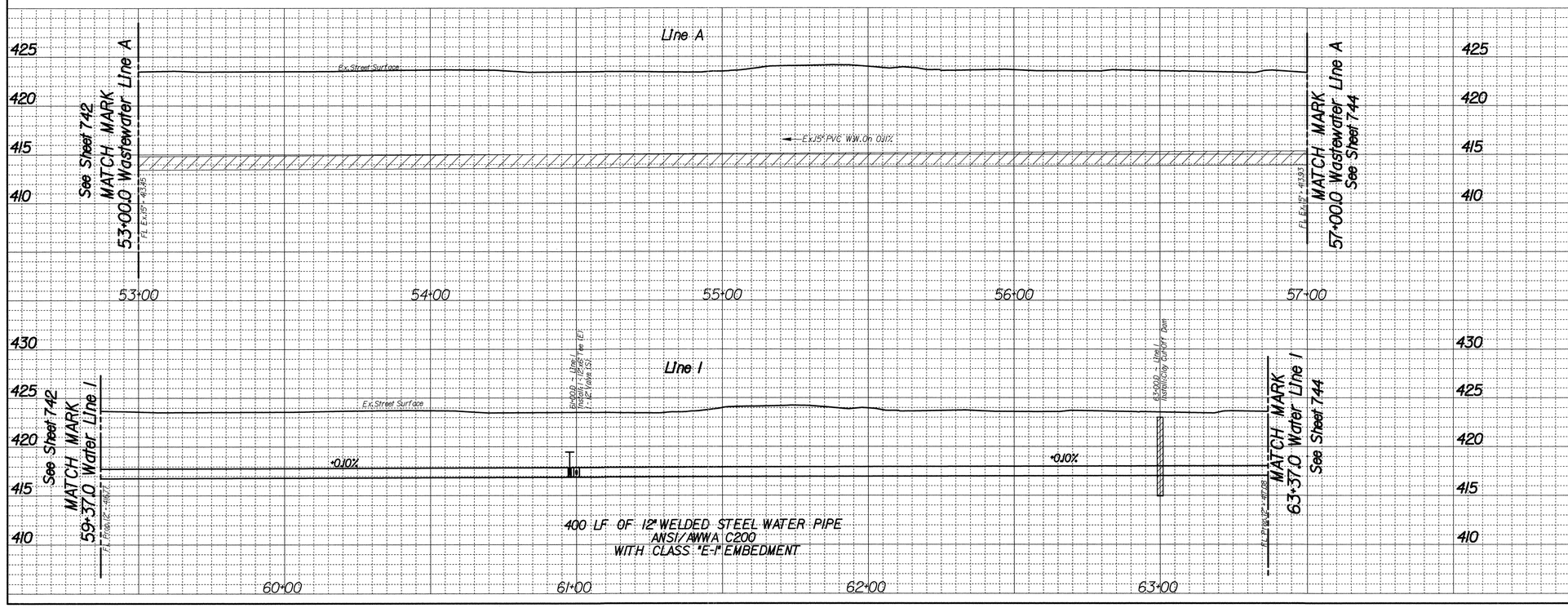

REVISIONS			
REV NO.	DATE	DESCRIPTION	BY
1			
2			

BENCHMARKS & CONTROL POINTS

Bench Mark
STD.WDBM on center of east concrete headwall
to a triple 9'X 5' concrete box culvert under Luna Road
and 315' north Highway #114.
Elev.= 423.26

STD.WDBM on north end of a 15'X24' concreter driveway culvert on the east
side of Luna Road and 0.7 miles north of Ryan Road.
Elev.= 425.27

Point	Northing	Easting	Elev.	Description
#13	7009335.2624	2453851.5217	423.97	PK Nail
#14	7009859.0269	2453855.1940	423.49	PK Nail

Horizontal Scale: 1" = 20'
0' 20' 40'
Vertical Scale: 1" = 6'
0' 6' 12'

REFERENCES
WATER
19W-13
WASTEWATER
195-13

STATE OF TEXAS
THEODORE RAYMOND KEPRTA, JR.
103605
LICENSED
PROFESSIONAL ENGINEER
2/10/2021

DWU Engineering Services

CONTRACT NO. 20-505/506 | PID: 1210

12" WATER
LUNA ROAD
NORTHWEST HWY & ROYAL LN
DALLAS WATER UTILITIES
CITY OF DALLAS, TEXAS

DESIGN	DRAWN	DATE	FILE	NUMBER	SHEET
Shields Keprta Cham	Shields Keprta Cham	JAN 2021	411Q	1549	743

INSTALL 400 LF 12" WELDED STEEL WATER PIPE
ANSI/AWWA C200
CLASS "E-1" EMBEDMENT

KILL Ex.8" Water, Built 1965

LUNA ROAD

HIGH CONTAMINATION AFFECTED ZONE

See Sheet 743
MATCH MARK
57+00.0 Wastewater Line A
63+37.0 Water Line I

MATCH MARK
61+00.0 Wastewater Line A
67+37.0 Water Line I
See Sheet 745

Line A

Line I

Line I-B

Ex. 15" PVC WW (4110-1549, Sh. 224)

Ex. 8" E.C.I. Water (F.B. 338, Pg. 66)

Ex. 24" RCP

Asphalt Pavement

"Y" STREET

LOT 1	LOT 2	LOT 3	LOTS 4	LOTS 5	LOT 6
11206 LUNA RD	11210 LUNA RD	11216 LUNA RD	11220 LUNA RD	11220 LUNA RD	11224 LUNA RD
TERRY R H & ISABELLE TERRY	PT JOINAT VENTURE & RON MANOAH	PT JOINAT VENTURE & FRON MANOAH	PT JOINAT VENTURE & FRON MANOAH	PT JOINAT VENTURE & FRON MANOAH	MARCIANO VERGARA

65+90 ~ Line I
+ 0+00.0 Line I-B
N: 7009900.052
E: 2453847.5594
Install:
1 - 12"X12" Tee (E)
3 - 12" Valves (S,N&E)
Begin Line I-B

0+26.0 ~ Line I-B
Install:
1 - 12" x 6" Tee (N)
1 - 6" Valve (N)
1 - 12" Valve (E)
15 LF of 6" PVC Welded Steel Water Pipe
ANSI/AWWA 200
With Class "E-1" Embedment
1 - FH As Per DWU Std.Dwg.#224
Remove & Deliver FH

0+35.0 Line I-B
Install:
1 - Reducer 12" x 8"
14 LF Of 8" Welded Steel Water Pipe
ANSI/AWWA 200
With Class "E-1" Embedment
1 - Clay Cut-Off Dam
Connect To Ex.Water (E)
Plug Ex.Water (W)
End Line I-B

66+00.0 ~ Line I
Install:
1 - Cathodic Test Station per DWU Std Dwgs 608 & 616
See Technical Specification for Additional Details

Valves and Tees
Must Be Electrically
Continuous Per
DWU Std.Dwg 639

VALVE AND GASKET NOTE

All Valves Will Have Factory
Installed Nitrile (NBR) Gaskets

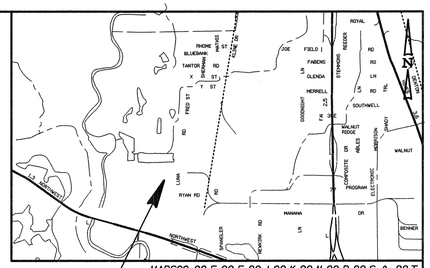

Project Location

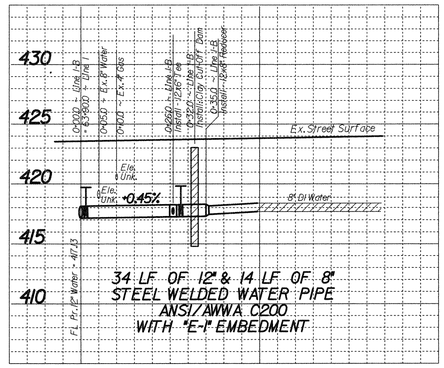

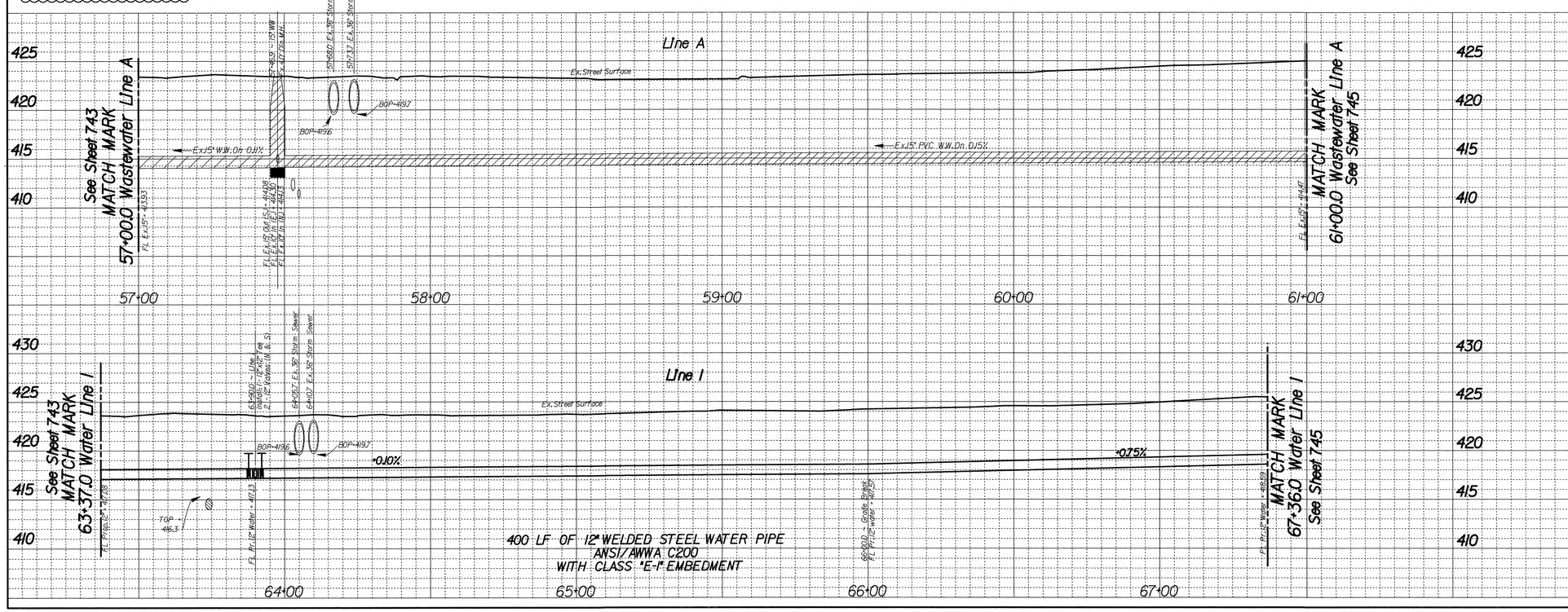

REVISIONS

REV NO.	DATE	DESCRIPTION	BY
1			
2			

BENCHMARKS & CONTROL POINTS

Bench Mark
STD.WDBM on center of east concrete headwall
to a triple 9'X 5' concrete box culvert under Luna Road
and 315' north Highway #114.
Elev.= 423.26

STD.WDBM on north end of a 15'X24' concreter driveway culvert on the east
side of Luna Road and 0.7 miles north of Ryan Road.
Elev.= 425.27

Point	Northing	Easting	Elev.	Description
#14	7009859.0269	2453855.9940	423.49	PK Nail

Horizontal Scale: 1" = 20'
0' 20' 40'
Vertical Scale: 1" = 6'
0' 6' 12'

REFERENCES
WATER
19W-13
WASTEWATER
19S-13

STATE OF TEXAS
THEODORE RAYMOND KEPRTA, JR.
103605
LICENSED
PROFESSIONAL ENGINEER
2/10/2021

DWU Engineering Services

CONTRACT NO. 20-505/506 | PID: 1210

12" WATER
LUNA ROAD
NORTHWEST HWY & ROYAL LN
DALLAS WATER UTILITIES
CITY OF DALLAS, TEXAS

DESIGN	DRAWN	DATE	FILE	NUMBER	SHEET
Shields Keprta Chaim	Shields Keprta Chaim	JAN 2021	411Q	1549	744

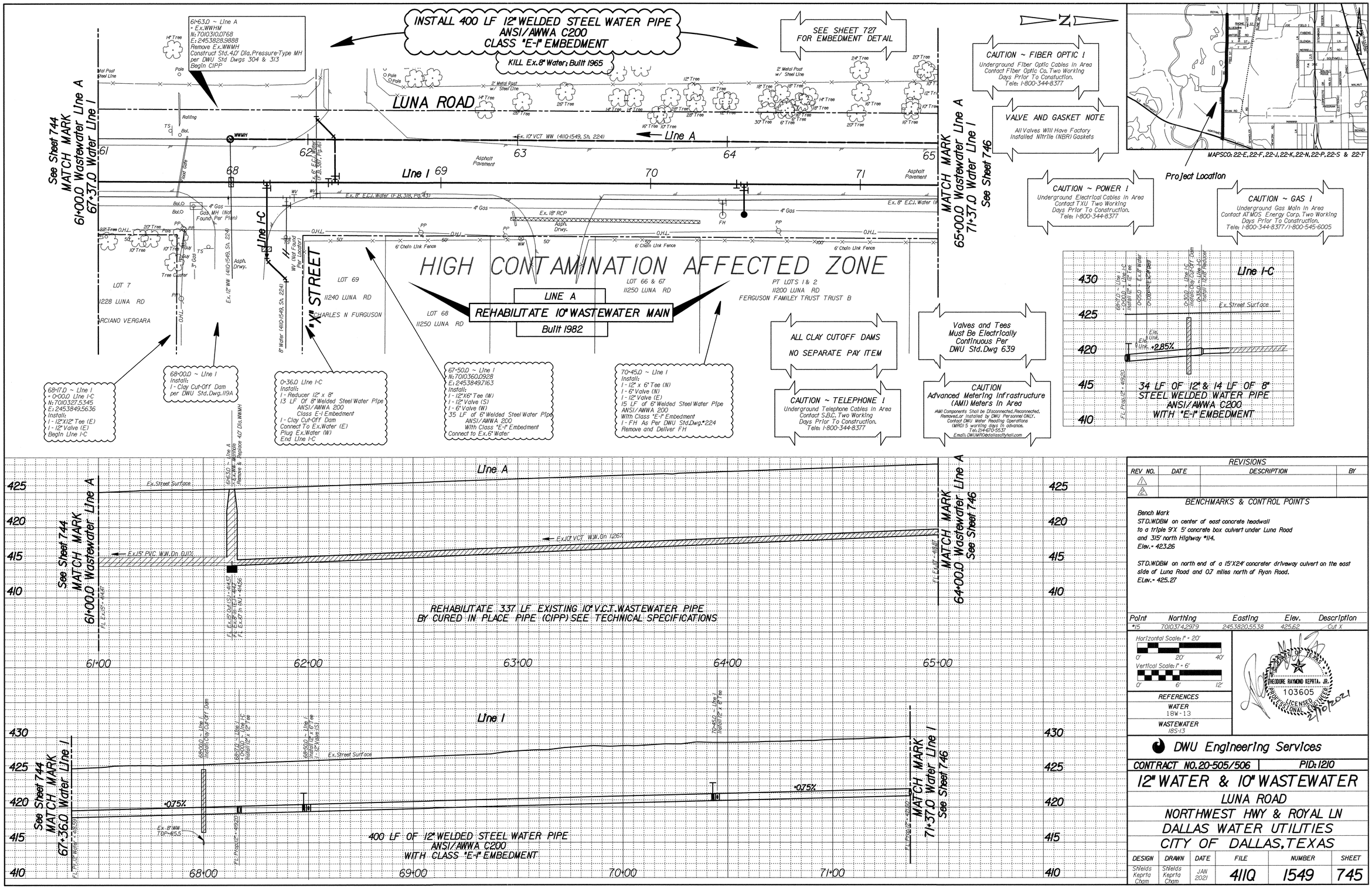

REVISIONS			
REV NO.	DATE	DESCRIPTION	BY
1			
2			

BENCHMARKS & CONTROL POINTS

Bench Mark
STD.WDBM on center of east concrete headwall
to a triple 9'X 5' concrete box culvert under Luna Road
and 315' north Highway #114.
Elev.= 423.26

STD.WDBM on north end of a 15'X24' concreter driveway culvert on the east
side of Luna Road and 0.7 miles north of Ryan Road.
Elev.= 425.27

Point	Northing	Easting	Elev.	Description
#15	7010374.2979	2453820.5538	425.62	Cut X

Horizontal Scale: 1" = 20'
0' 20' 40'
Vertical Scale: 1" = 6'
0' 6' 12'

REFERENCES
WATER
18W-13
WASTEWATER
18S-13

STATE OF TEXAS
THEODORE RAYMOND KEPRTA, JR.
103605
LICENSED
PROFESSIONAL ENGINEER
2/10/2021

DWU Engineering Services

CONTRACT NO. 20-505/506 | PID: 1210

12" WATER & 10" WASTEWATER

LUNA ROAD
NORTHWEST HWY & ROYAL LN
DALLAS WATER UTILITIES
CITY OF DALLAS, TEXAS

DESIGN	DRAWN	DATE	FILE	NUMBER	SHEET
Shields Keprta Cham	Shields Keprta Cham	JAN 2021	411Q	1549	745

INSTALL 400 LF 12" WELDED STEEL WATER PIPE
ANSI/AWWA C200
CLASS "E-1" EMBEDMENT

KILL Ex.8" Water; Built 1965

66+12.0 ~ Line A
= Ex.WWHM
N:7010789.3923
E:2453831.6889
Remove Ex.Drop WWMH
Construct Std.4.0' Dia.Pressure-Type Drop MH
per DWU Std Dwgs 304.307, & 313
End CIPP

HIGH CONTAMINATION AFFECTED ZONE

LUNA ROAD

See Sheet 745
MATCH MARK
65+00.0 Wastewater Line A
71+37.0 Water Line I

MATCH MARK
69+00.0 Wastewater Line A
75+37.0 Water Line I
See Sheet 747

Ex.10" VCT WW (4110-1549, Sh. 224)
Line A
WWMH
Ex.10" WW (4110-1549, Sh. 224)
Ex.10" PVC WW (4110-1549, Sh. 224)
65 66 67 68
72 Line I 73 74 Line I 75
Asphalt Pavement
Ex.24" RCP
(F.B.318, Pg.42)
4" Gas
O.H.L.
Gas MH
Ex.8" E.C.I. Water (F.B.321, Pg.70)
Ex.12" RCP
8" PVC
12" PVC
Guy
6' Chain Link Fence
6' Wood Fence
6' Wood Fence on Block Wall
Grvl. Drwy.
Gate
Line I-D
Ex.6" WW (4110-1549, Sh. 224)
Ex.8" E.C.I. Water (F.B.318, Pg.42)
TANTOR RD

PT LOT 1 & 2
1602 TANTOR RD
FERGUSON FAMILEY TRUST TRUST B

TR 12
1601 TANTOR RD
MARK C MINNERLY

TR 11
11288 LUNA RD
MARK C MINNERLY

TR 10
11290 LUNA RD
MARK C MINNERLY

P.J.72+00.0 ~ Line I
∢ = 00° 10' 33" (Rt)
N:7010710.5187
E:2453851.3608
Pull Pipe (Rt)

72+57.0 ~ Line I
= 0+00.0 Line I-D
N:7010766.8130
E:2453851.7592
Install:
1 - 12"X12" Tee (E)
2 - 12" Valves (S & E)
Begin Line I-D

0+36.0 Line I-D
Install:
1 - Reducer 12" x 8"
13 LF Of 8" Welded Steel Water Pipe
ANSI/AWWA 200
Class "E-1" Embedment
1 - Clay Cut-Off Dam
Connect To Ex.Water (E)
Plug Ex.Water (W)
End Line I-D

73+00.0 ~ Line I
Install:
1 - 12" x 6" Tee (E)
1 - 6" Valve (E)
1 - 12" Valves (N)
15 LF of 6" Welded Steel Water Pipe
ANSI/AWWA 200
With Class "E-1" Embedment
1 - FH As Per DWU Std.Dwg.# 224
1 - Clay Cut-Off Dam
Remove and Deliver FH

Valves, Tees and FH
Must Be Electrically
Continuous Per
DWU Std.Dwg 639

VALVE AND GASKET NOTE
All Valves Will Have Factory
Installed Nitrile (NBR) Gaskets

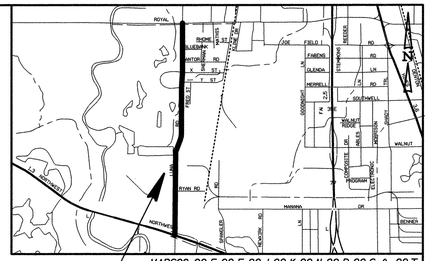

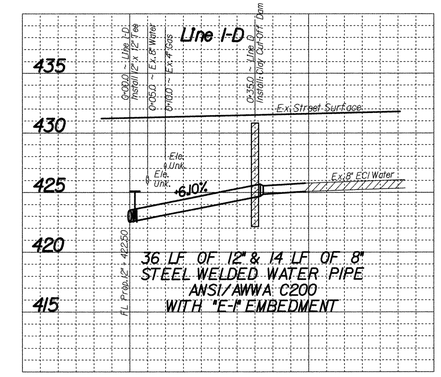

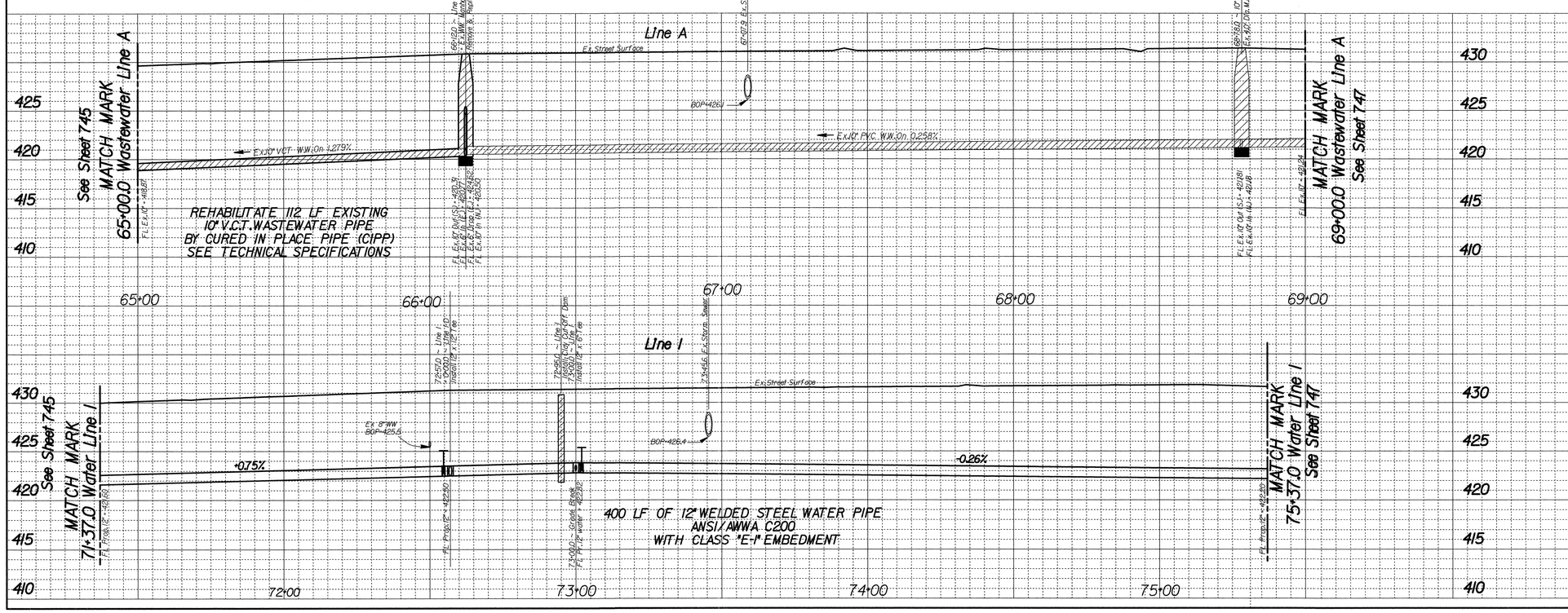

REVISIONS			
REV. NO.	DATE	DESCRIPTION	BY
1			
2			

BENCHMARKS & CONTROL POINTS

Bench Mark
STD.WDBM on center of east concrete headwall
to a triple 9'X 5' concrete box culvert under Luna Road
and 315' north Highway #114.
Elev.= 423.26

STD.WDBM on north end of a 15'X24' concreter driveway culvert on the east
side of Luna Road and 0.7 miles north of Ryan Road.
Elev.= 425.27

Point	Northing	Easting	Elev.	Description
#16	7010785.9162	2453870.7103	431.15	X CUT

Horizontal Scale: 1" = 20'
0' 20' 40'
Vertical Scale: 1" = 6'
0' 6' 12'

REFERENCES
WATER
18W-13
WASTEWATER
18S-13

STATE OF TEXAS
THEODORE RAYMOND KEPRTA, JR.
103605
LICENSED
PROFESSIONAL ENGINEER
2/10/2021

DWU Engineering Services

CONTRACT NO. 20-505/506 | PID: 1210

12" WATER & 10" WASTEWATER

LUNA ROAD
NORTHWEST HWY & ROYAL LN
DALLAS WATER UTILITIES
CITY OF DALLAS, TEXAS

DESIGN	DRAWN	DATE	FILE	NUMBER	SHEET
Shields Keprta Cham	Shields Keprta Cham	JAN 2021	4110	1549	746

INSTALL 263 LF 12" WELDED STEEL WATER PIPE
ANSI/AWWA C200
CLASS "E-I" EMBEDMENT

KILL Ex.8" Water; Built 1965

78+10.0 ~ Line I
Install:
1 - Clay Cut-Off Dam
per DWU Std.Dwg.1119A

78+15.0 Line I
Install:
1 - 12" Valve

INSTALL 137 LF 12" PVC C900 (DR-14) WATER PIPE
WITH FACTORY-INSTALLED NITRILE GASKETS
CLASS "E-I" EMBEDMENT

KILL Ex.8" Water; Built 1965

SEE SHEET 727
FOR EMBEDMENT DETAIL

CAUTION ~ TELEPHONE !
Underground Telephone Cables In Area
Contact S.B.C. Two Working
Days Prior To Construction.
Tele: 1-800-344-8377

VALVE AND GASKET NOTE
All Valves Will Have Factory
Installed Nitrile (NBR) Gaskets

CAUTION ~ FIBER OPTIC !
Underground Fiber Optic Cables In Area
Contact Fiber Optic Co. Two Working
Days Prior To Constuction.
Tele: 1-800-344-8377

CAUTION ~ GAS !
Underground Gas Main In Area
Contact ATMOS Energy Corp. Two Working
Days Prior To Construction.
Tele: 1-800-344-8377/1-800-545-6005

Valves, Tees and FH
Must Be Electrically
Continuous Per
DWU Std.Dwg 639

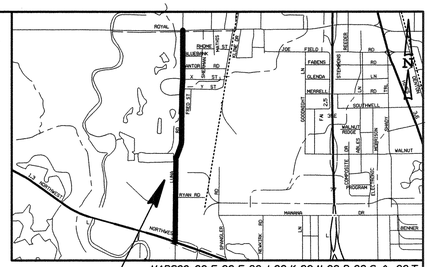

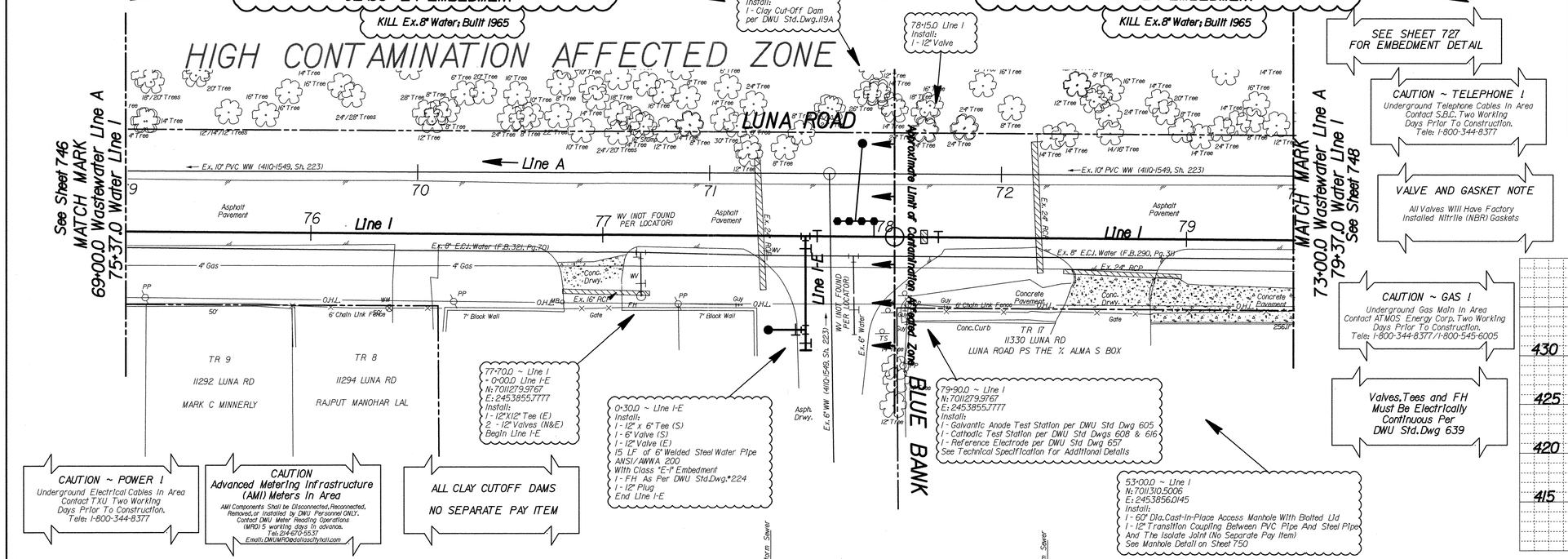

CAUTION ~ POWER !
Underground Electrical Cables In Area
Contact TXU Two Working
Days Prior To Construction.
Tele: 1-800-344-8377

CAUTION
Advanced Metering Infrastructure
(AMI) Meters In Area
AMI Components Shall be Disconnected, Reconnected,
Removed, or Installed by DWU Personnel ONLY.
Contact DWU Meter Reading Operations
(MRO) 5 working days in advance.
Tel: 214-670-5537
Email: DWUMRO@dallascityhall.com

ALL CLAY CUTOFF DAMS
NO SEPARATE PAY ITEM

77+70.0 ~ Line I
+ 0+00.0 Line I-E
N: 7011279.9767
E: 2453855.7777
Install:
1 - 12"X12" Tee (E)
2 - 12" Valves (N&E)
Begin Line I-E

0+30.0 ~ Line I-E
Install:
1 - 12" x 6" Tee (S)
1 - 6" Valve (S)
1 - 12" Valve (E)
15 LF of 6" Welded Steel Water Pipe
ANSI/AWWA 200
With Class "E-I" Embedment
1 - FH As Per DWU Std.Dwg.#224
1 - 12" Plug
End Line I-E

79+90.0 ~ Line I
N: 7011279.9767
E: 2453855.7777
Install:
1 - Galvanic Anode Test Station per DWU Std Dwg 605
1 - Cathodic Test Station per DWU Std Dwgs 608 & 616
1 - Reference Electrode per DWU Std Dwg 657
See Technical Specification for Additional Details

53+00.0 ~ Line I
N: 7011310.5006
E: 2453856.0145
Install:
1 - 60" Dia. Cast-In-Place Access Manhole With Bolted Lid
1 - 12" Transition Coupling Between PVC Pipe And Steel Pipe
And The Isolate Joint (No Separate Pay Item)
See Manhole Detail on Sheet 750

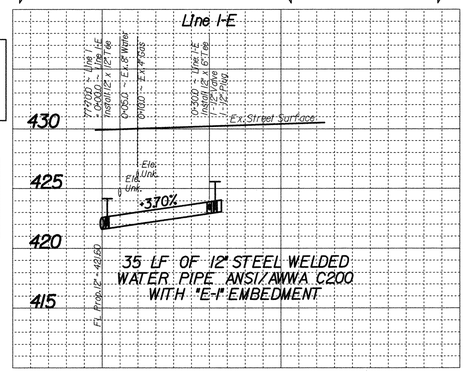

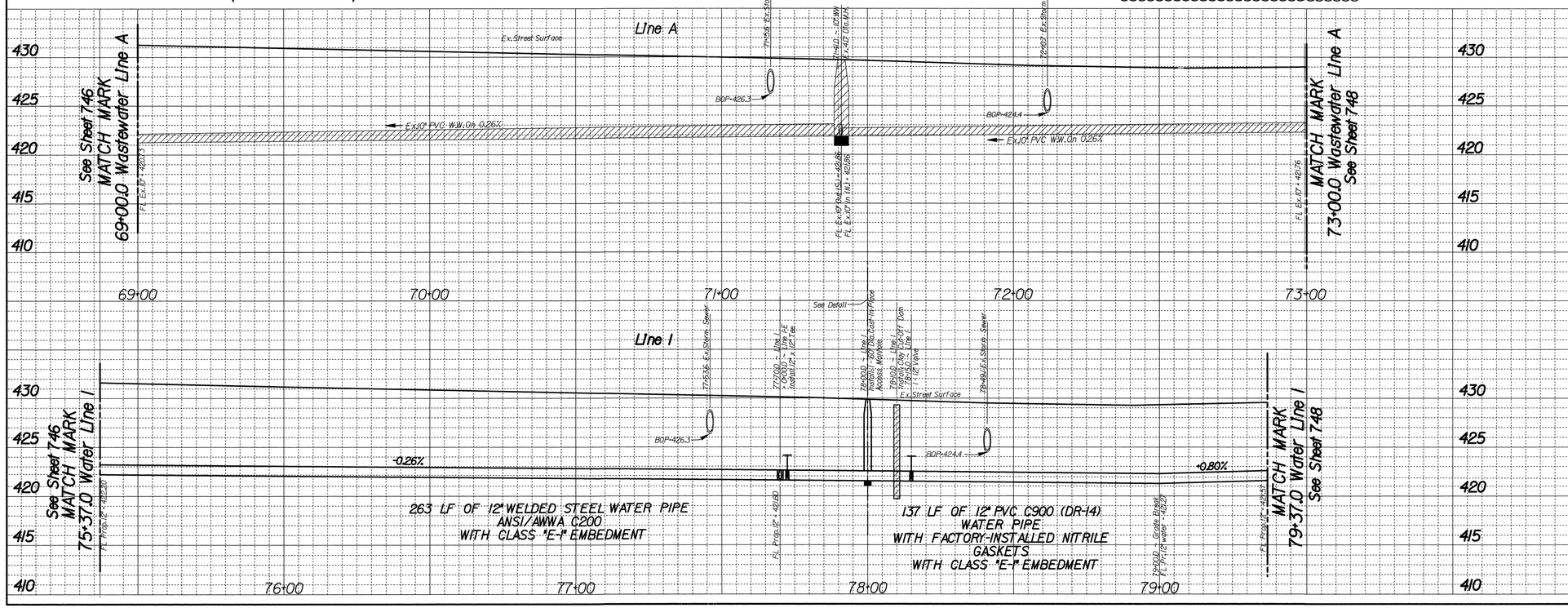

REVISIONS			
REV NO.	DATE	DESCRIPTION	BY
1			
2			

BENCHMARKS & CONTROL POINTS

Bench Mark
STD.WDBM on center of east concrete headwall
to a triple 9'X 5' concrete box culvert under Luna Road
and 315' north Highway #114.
Elev.- 423.26

STD.WDBM on north end of a 15'X24' concreter driveway culvert on the east
side of Luna Road and 0.7 miles north of Ryan Road.
Elev.- 425.27

Point	Northing	Easting	Elev.	Description
#17	7011216.6862	2453872.3912	431.17	X CUT

Horizontal Scale: 1" = 20'
0' 20' 40'
Vertical Scale: 1" = 6'
0' 6' 12'

REFERENCES
WATER
18W-13
WASTEWATER
18S-13

STATE OF TEXAS
THEODORE RAYMOND KEPRTA, JR.
103605
LICENSED
PROFESSIONAL ENGINEER
2/19/2021

DWU Engineering Services

CONTRACT NO. 20-505/506 | PID: 1210

12" WATER
LUNA ROAD
NORTHWEST HWY & ROYAL LN
DALLAS WATER UTILITIES
CITY OF DALLAS, TEXAS

DESIGN	DRAWN	DATE	FILE	NUMBER	SHEET
Shields Keprta Cham	Shields Keprta Cham	JAN 2021	411Q	1549	747

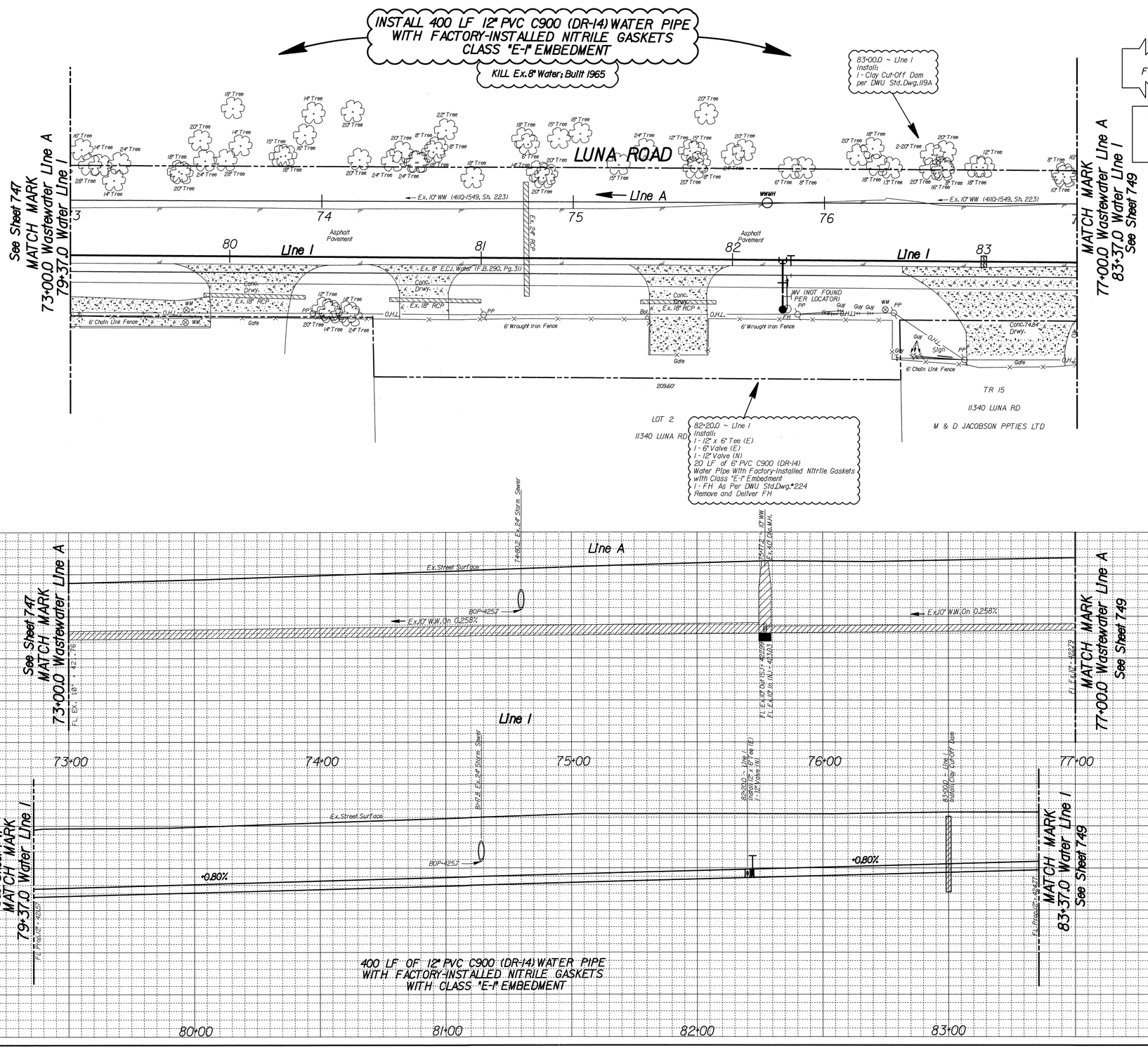

SEE SHEET 727
FOR EMBEDMENT DETAIL

VALVE AND GASKET NOTE

All Valves Will Have Factory Installed Nitrile (NBR) Gaskets

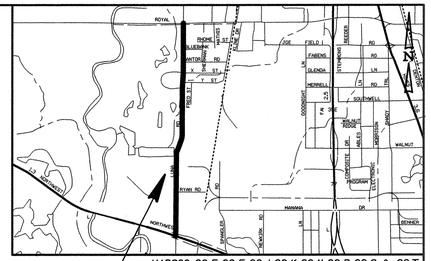

Project Location

ALL CLAY CUTOFF DAMS
NO SEPARATE PAY ITEM

CAUTION ~ TELEPHONE !
Underground Telephone Cables In Area
Contact S.B.C. Two Working
Days Prior To Construction.
Tele: 1-800-344-8377

CAUTION ~ FIBER OPTIC !
Underground Fiber Optic Cables In Area
Contact Fiber Optic Co. Two Working
Days Prior To Construction.
Tele: 1-800-344-8377

CAUTION ~ POWER !
Underground Electrical Cables In Area
Contact T.X.U. Two Working
Days Prior To Construction.
Tele: 1-800-344-8377

CAUTION ~ GAS !
Underground Gas Main In Area
Contact ATMOS Energy Corp. Two Working
Days Prior To Construction.
Tele: 1-800-344-8377/1-800-545-6005

CAUTION
Advanced Metering Infrastructure (AMI) Meters In Area
AMI Components Shall be Disconnected, Reconnected, Removed, or Installed by DWU Personnel ONLY.
Contact DWU Meter Reading Operations (MRIO) 5 working days in advance.
Tel: 214-670-5531
Email: DWUMRO@dallascityhall.com

REVISIONS

REV NO.	DATE	DESCRIPTION	BY
1			
2			

BENCHMARKS & CONTROL POINTS

Bench Mark
STD.WDBM on center of east concrete headwall
to a triple 9'X 5' concrete box culvert under Luna Road
and 315' north Highway #114.
Elev.- 423.26

STD.WDBM on north end of a 15'X24' concreter driveway culvert on the east
side of Luna Road and 0.7 miles north of Ryan Road.
Elev.- 425.27

Point	Northing	Easting	Elev.	Description
#18	7011677.0874	2453870.3449	431.40	X CUT

Horizontal Scale: 1" = 20'
0' 20' 40'
Vertical Scale: 1" = 6'
0' 6' 12'

REFERENCES
WATER
18W-13
WASTEWATER
18S-13

THEODORE RAYMOND KEPRTA, JR.
103605
LICENSED
PROFESSIONAL ENGINEER
2/10/2021

DWU Engineering Services

CONTRACT NO. 20-505/506 | PID: 1210

12" WATER
LUNA ROAD
NORTHWEST HWY & ROYAL LN
DALLAS WATER UTILITIES
CITY OF DALLAS, TEXAS

DESIGN	DRAWN	DATE	FILE	NUMBER	SHEET
Shields Keprta Cham	Shields Keprta Cham	JAN 2021	4110	1549	748

INSTALL 400 LF 12" PVC C900 (DR-14) WATER PIPE WITH FACTORY-INSTALLED NITRILE GASKETS CLASS "E-1" EMBEDMENT

KILL Ex.8" Water; Built 1965

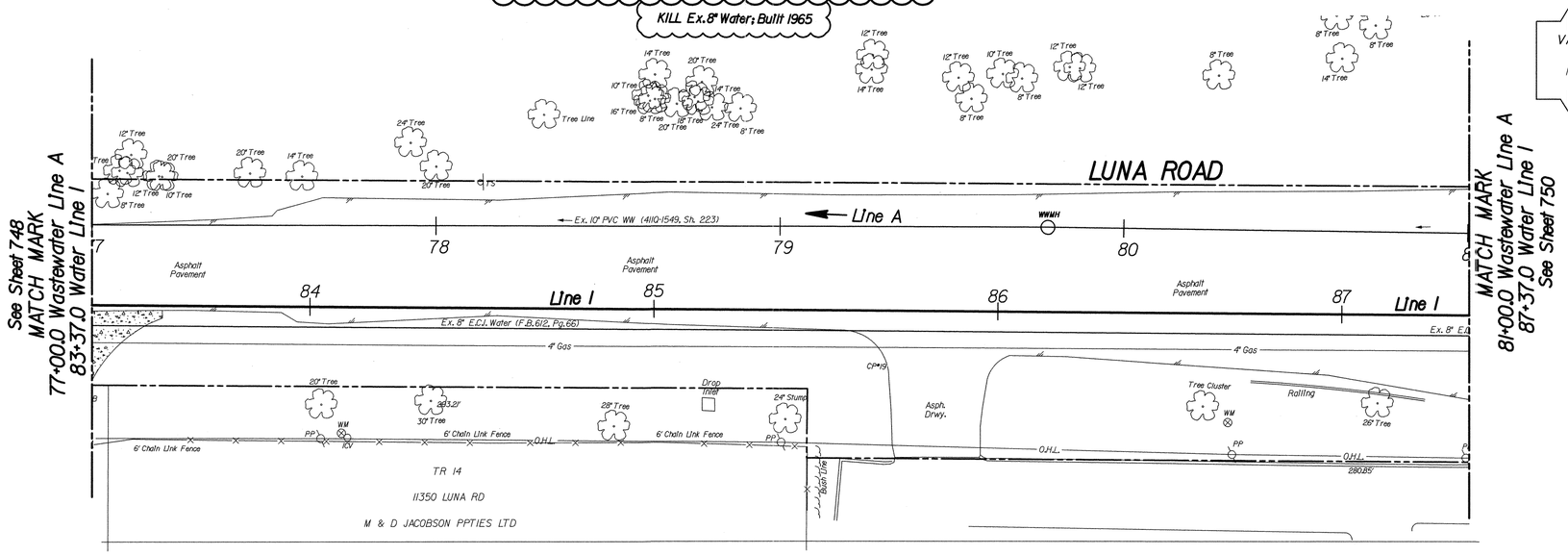

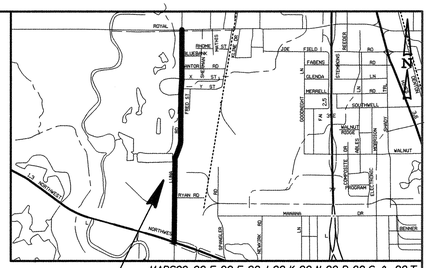

MAPSCO: 22-E, 22-F, 22-J, 22-K, 22-N, 22-P, 22-S & 22-T

Project Location

VALVE AND GASKET NOTE

All Valves Will Have Factory Installed Nitrile (NBR) Gaskets

SEE SHEET 727 FOR EMBEDMENT DETAIL

ALL CLAY CUTOFF DAMS NO SEPARATE PAY ITEM

CAUTION ~ TELEPHONE !
Underground Telephone Cables In Area
Contact S.B.C. Two Working Days Prior To Construction.
Tele: 1-800-344-8377

CAUTION ~ FIBER OPTIC !
Underground Fiber Optic Cables In Area
Contact Fiber Optic Co. Two Working Days Prior To Constuction.
Tele: 1-800-344-8377

CAUTION ~ POWER !
Underground Electrical Cables In Area
Contact TXU Two Working Days Prior To Construction.
Tele: 1-800-344-8377

CAUTION ~ GAS !
Underground Gas Main In Area
Contact ATMOS Energy Corp. Two Working Days Prior To Construction.
Tele: 1-800-344-8377/1-800-545-6005

CAUTION
Advanced Metering Infrastructure (AMI) Meters In Area
AMI Components Shall be Disconnected, Reconnected, Removed, or Installed by DWU Personnel ONLY.
Contact DWU Meter Reading Operations (MRD) 5 working days in advance.
Tele: 214-670-5537
Email: DWUMRD@dallascityhall.com

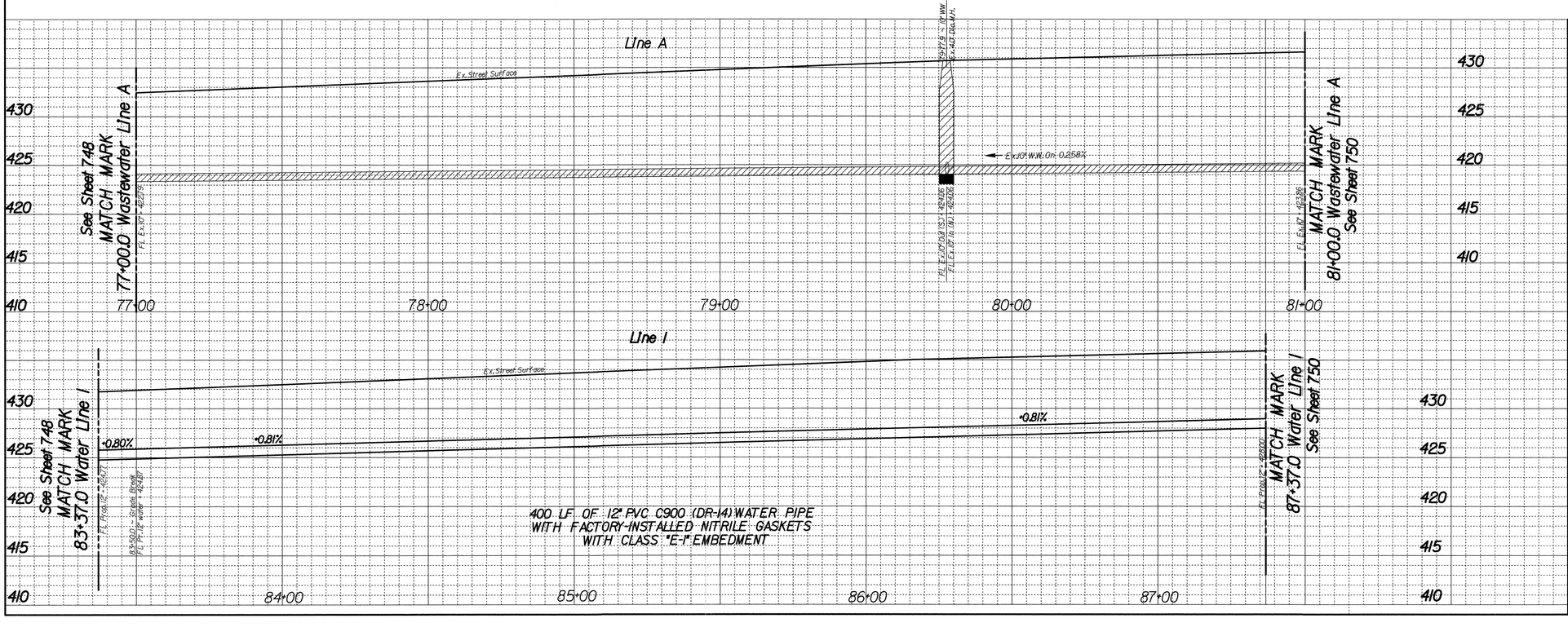

REVISIONS			
REV NO.	DATE	DESCRIPTION	BY
1			
2			

BENCHMARKS & CONTROL POINTS

Bench Mark
STD.WDBM on center of east concrete headwall to a triple 9'X 5' concrete box culvert under Luna Road and 315' north Highway #114.
Elev.= 423.26

STD.WDBM on north end of a 15'X24' concreter driveway culvert on the east side of Luna Road and 0.7 miles north of Ryan Road.
Elev.= 425.27

Point	Northing	Easting	Elev.	Description
#19	7012079.0716	2453877.1034	434.27	PK Nail

Horizontal Scale: 1" = 20'
0' 20' 40'
Vertical Scale: 1" = 6'
0' 6' 12'

REFERENCES
WATER
18W-13
WASTEWATER
18S-13

STATE OF TEXAS
THEODORE RAYMOND KEPRTA, JR.
103605
LICENSED
PROFESSIONAL ENGINEER
2/10/2021

DWU Engineering Services

CONTRACT NO. 20-505/506 | PID: 1210

12" WATER
LUNA ROAD
NORTHWEST HWY & ROYAL LN
DALLAS WATER UTILITIES
CITY OF DALLAS, TEXAS

DESIGN	DRAWN	DATE	FILE	NUMBER	SHEET
Shields Keprta Cham	Shields Keprta Cham	JAN 2021	411Q	1549	749

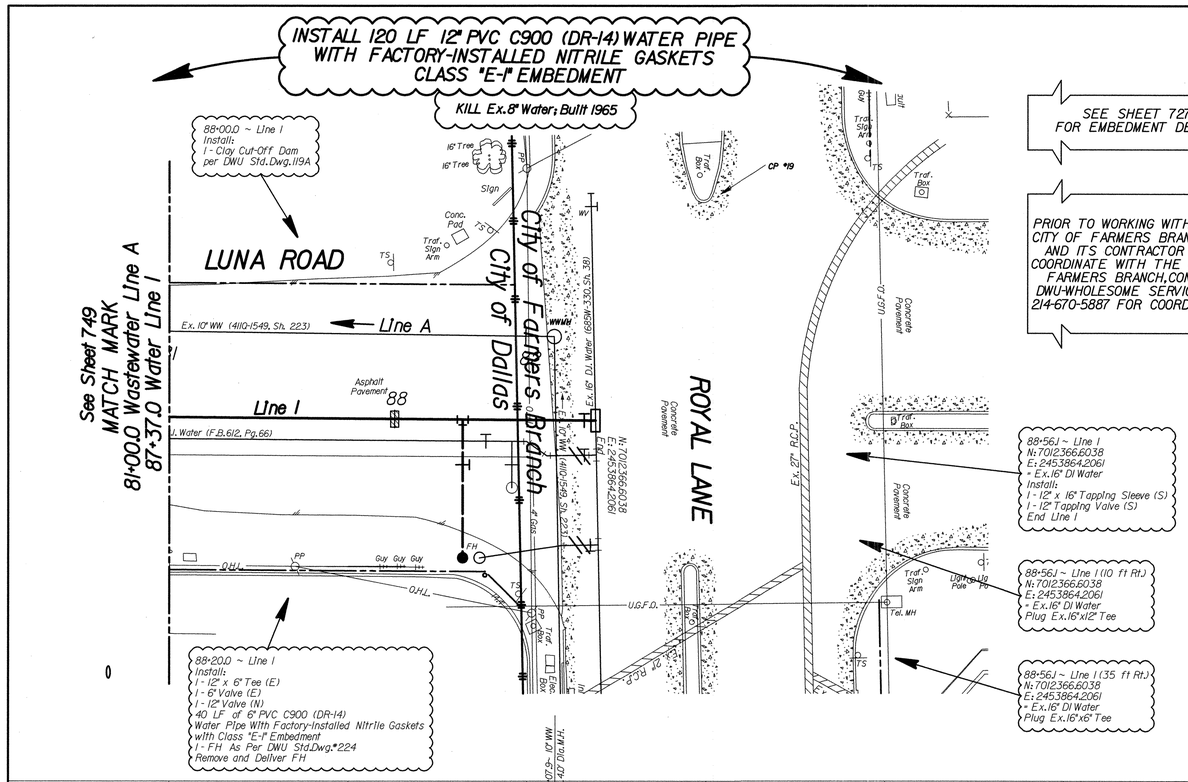

SEE SHEET 727
FOR EMBEDMENT DETAIL

PRIOR TO WORKING WITHIN THE CITY OF FARMERS BRANCH, DWU AND ITS CONTRACTOR MUST COORDINATE WITH THE CITY OF FARMERS BRANCH, CONTACT DWU-WHOLESOME SERVICES AT 214-670-5887 FOR COORDINATION.

Manhole Detail for Stations 53+00.0 & 78+00.0

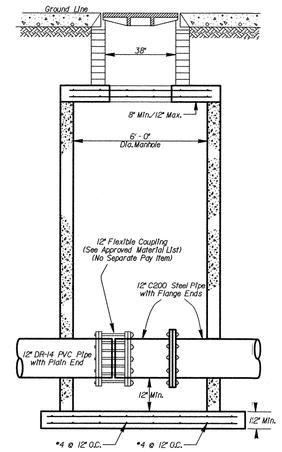

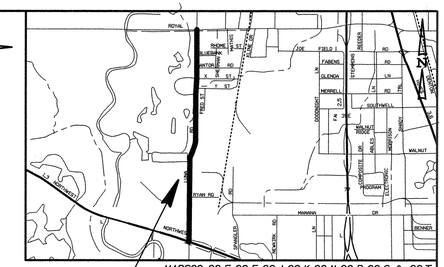

Project Location

ALL CLAY CUTOFF DAMS
NO SEPARATE PAY ITEM

CAUTION ~ TELEPHONE !
Underground Telephone Cables In Area
Contact S.B.C. Two Working
Days Prior To Construction.
Tele: 1-800-344-8377

CAUTION ~ FIBER OPTIC !
Underground Fiber Optic Cables In Area
Contact Fiber Optic Co. Two Working
Days Prior To Constuction.
Tele: 1-800-344-8377

CAUTION ~ POWER !
Underground Electrical Cables In Area
Contact TXU Two Working
Days Prior To Construction.
Tele: 1-800-344-8377

VALVE AND GASKET NOTE
All Valves Will Have Factory
Installed Nitrile (NBR) Gaskets

CAUTION ~ GAS !
Underground Gas Main In Area
Contact ATMOS Energy Corp. Two Working
Days Prior To Construction.
Tele: 1-800-344-8377 / 1-800-545-6005

CAUTION
Advanced Metering Infrastructure (AMI) Meters In Area
AMI Components Shall be Disconnected, Reconnected, Removed, or Installed by DWU Personnel ONLY. Contact DWU Meter Reading Operations (MRO) 5 working days in advance.
Tel: 214-670-5537
Email: DWUMRO@dallascityhall.com

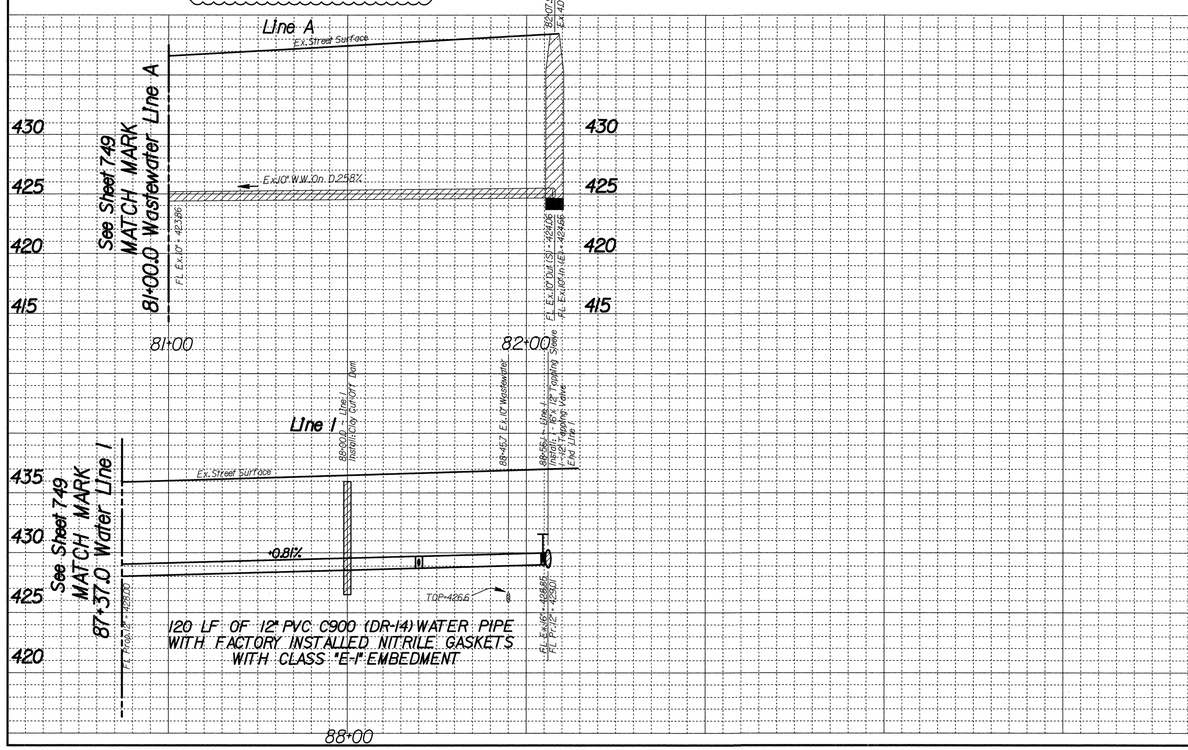

REVISIONS			
REV NO.	DATE	DESCRIPTION	BY
1			
2			

BENCHMARKS & CONTROL POINTS

Bench Mark
STD.WDBM on center of east concrete headwall
to a triple 9'X 5' concrete box culvert under Luna Road
and 315' north Highway #114.
Elev.- 423.26

STD.WDBM on north end of a 15'X24' concreter driveway culvert on the east
side of Luna Road and 0.7 miles north of Ryan Road.
Elev.- 425.27

Point	Northing	Easting	Elev.	Description
#20	7012396.7945	2453801.1108	438.20	X CUT

Horizontal Scale: 1" = 20'
0' 20' 40'
Vertical Scale: 1" = 6'
0' 6' 12'

REFERENCES
WATER
18W-13, 17W-13
WASTEWATER
18S-13, 17S-13

STATE OF TEXAS
THEODORE RAYMOND KEPRTA, JR.
103605
LICENSED PROFESSIONAL ENGINEER
2/10/2021

DWU Engineering Services

CONTRACT NO. 20-505/506 | PID: 1210

PROPOSED MAIN
LUNA ROAD
NORTHWEST HWY & ROYAL LN
DALLAS WATER UTILITIES
CITY OF DALLAS, TEXAS

DESIGN	DRAWN	DATE	FILE	NUMBER	SHEET
Shields Keprta Cham	Shields Keprta Cham	JAN 2021	411Q	1549	750